

## Chapter 8

1. **THINK** A compressed spring stores potential energy. This exercise explores the relationship between the energy stored and the spring constant.

**EXPRESS** The potential energy stored by the spring is given by  $U = kx^2 / 2$ , where  $k$  is the spring constant and  $x$  is the displacement of the end of the spring from its position when the spring is in equilibrium. Thus, the spring constant is  $k = 2U / x^2$ .

**ANALYZE** Substituting  $U = 25 \text{ J}$  and  $x = 7.5 \text{ m} = 0.075 \text{ cm}$  into the above expression, we find the spring constant to be

$$k = \frac{2U}{x^2} = \frac{2(25 \text{ J})}{(0.075 \text{ m})^2} = 8.9 \times 10^3 \text{ N/m}.$$

**LEARN** The spring constant  $k$  has units N/m. The quantity provides a measure of stiffness of the spring, for a given  $x$ , the greater the value of  $k$ , the greater the potential energy  $U$ .

2. We use Eq. 7-12 for  $W_g$  and Eq. 8-9 for  $U$ .

(a) The displacement between the initial point and  $A$  is horizontal, so  $\phi = 90.0^\circ$  and  $W_g = 0$  (since  $\cos 90.0^\circ = 0$ ).

(b) The displacement between the initial point and  $B$  has a vertical component of  $h/2$  downward (same direction as  $\vec{F}_g$ ), so we obtain

$$W_g = \vec{F}_g \cdot \vec{d} = \frac{1}{2} mgh = \frac{1}{2} (825 \text{ kg})(9.80 \text{ m/s}^2)(42.0 \text{ m}) = 1.70 \times 10^5 \text{ J}.$$

(c) The displacement between the initial point and  $C$  has a vertical component of  $h$  downward (same direction as  $\vec{F}_g$ ), so we obtain

$$W_g = \vec{F}_g \cdot \vec{d} = mgh = (825 \text{ kg})(9.80 \text{ m/s}^2)(42.0 \text{ m}) = 3.40 \times 10^5 \text{ J}.$$

(d) With the reference position at  $C$ , we obtain

$$U_B = \frac{1}{2} mgh = \frac{1}{2} (825 \text{ kg})(9.80 \text{ m/s}^2)(42.0 \text{ m}) = 1.70 \times 10^5 \text{ J}.$$

(e) Similarly, we find

$$U_A = mgh = (825 \text{ kg})(9.80 \text{ m/s}^2)(42.0 \text{ m}) = 3.40 \times 10^5 \text{ J}.$$

(f) All the answers are proportional to the mass of the object. If the mass is doubled, all answers are doubled.

3. (a) Noting that the vertical displacement is  $10.0 \text{ m} - 1.50 \text{ m} = 8.50 \text{ m}$  downward (same direction as  $\vec{F}_g$ ), Eq. 7-12 yields

$$W_g = mgd \cos \phi = (2.00 \text{ kg})(9.80 \text{ m/s}^2)(8.50 \text{ m}) \cos 0^\circ = 167 \text{ J}.$$

(b) One approach (which is fairly trivial) is to use Eq. 8-1, but we feel it is instructive to instead calculate this as  $\Delta U$  where  $U = mgy$  (with upward understood to be the  $+y$  direction). The result is

$$\Delta U = mg(y_f - y_i) = (2.00 \text{ kg})(9.80 \text{ m/s}^2)(1.50 \text{ m} - 10.0 \text{ m}) = -167 \text{ J}.$$

(c) In part (b) we used the fact that  $U_i = mgy_i = 196 \text{ J}$ .

(d) In part (b), we also used the fact  $U_f = mgy_f = 29 \text{ J}$ .

(e) The computation of  $W_g$  does not use the new information (that  $U = 100 \text{ J}$  at the ground), so we again obtain  $W_g = 167 \text{ J}$ .

(f) As a result of Eq. 8-1, we must again find  $\Delta U = -W_g = -167 \text{ J}$ .

(g) With this new information (that  $U_0 = 100 \text{ J}$  where  $y = 0$ ) we have

$$U_i = mgy_i + U_0 = 296 \text{ J}.$$

(h) With this new information (that  $U_0 = 100 \text{ J}$  where  $y = 0$ ) we have

$$U_f = mgy_f + U_0 = 129 \text{ J}.$$

We can check part (f) by subtracting the new  $U_i$  from this result.

4. (a) The only force that does work on the ball is the force of gravity; the force of the rod is perpendicular to the path of the ball and so does no work. In going from its initial position to the lowest point on its path, the ball moves vertically through a distance equal to the length  $L$  of the rod, so the work done by the force of gravity is

$$W = mgL = (0.341 \text{ kg})(9.80 \text{ m/s}^2)(0.452 \text{ m}) = 1.51 \text{ J}.$$

(b) In going from its initial position to the highest point on its path, the ball moves vertically through a distance equal to  $L$ , but this time the displacement is upward, opposite the direction of the force of gravity. The work done by the force of gravity is

$$W = -mgL = -(0.341 \text{ kg})(9.80 \text{ m/s}^2)(0.452 \text{ m}) = -1.51 \text{ J}.$$

(c) The final position of the ball is at the same height as its initial position. The displacement is horizontal, perpendicular to the force of gravity. The force of gravity does no work during this displacement.

(d) The force of gravity is conservative. The change in the gravitational potential energy of the ball-Earth system is the negative of the work done by gravity:

$$\Delta U = -mgL = -(0.341 \text{ kg})(9.80 \text{ m/s}^2)(0.452 \text{ m}) = -1.51 \text{ J}$$

as the ball goes to the lowest point.

(e) Continuing this line of reasoning, we find

$$\Delta U = +mgL = (0.341 \text{ kg})(9.80 \text{ m/s}^2)(0.452 \text{ m}) = 1.51 \text{ J}$$

as it goes to the highest point.

(f) Continuing this line of reasoning, we have  $\Delta U = 0$  as it goes to the point at the same height.

(g) The change in the gravitational potential energy depends only on the initial and final positions of the ball, not on its speed anywhere. The change in the potential energy is the *same* since the initial and final positions are the same.

5. **THINK** As the ice flake slides down the frictionless bowl, its potential energy changes due to the work done by the gravitational force.

**EXPRESS** The force of gravity is constant, so the work it does is given by  $W = \vec{F} \cdot \vec{d}$ , where  $\vec{F}$  is the force and  $\vec{d}$  is the displacement. The force is vertically downward and has magnitude  $mg$ , where  $m$  is the mass of the flake, so this reduces to  $W = mgh$ , where  $h$  is the height from which the flake falls. The force of gravity is conservative, so the change in gravitational potential energy of the flake-Earth system is the negative of the work done:  $\Delta U = -W$ .

**ANALYZE** (a) The ice flake falls a distance  $h = r = 22.0 \text{ cm} = 0.22 \text{ m}$ . Therefore, the work done by gravity is

$$W = mgr = (2.00 \times 10^{-3} \text{ kg})(9.8 \text{ m/s}^2)(22.0 \times 10^{-2} \text{ m}) = 4.31 \times 10^{-3} \text{ J}.$$

(b) The change in gravitational potential energy is  $\Delta U = -W = -4.31 \times 10^{-3} \text{ J}$ .

(c) The potential energy when the flake is at the top is greater than when it is at the bottom by  $|\Delta U|$ . If  $U = 0$  at the bottom, then  $U = +4.31 \times 10^{-3} \text{ J}$  at the top.

(d) If  $U = 0$  at the top, then  $U = -4.31 \times 10^{-3} \text{ J}$  at the bottom.

(e) All the answers are proportional to the mass of the flake. If the mass is doubled, all answers are doubled.

**LEARN** While the potential energy depends on the reference point (location where  $U = 0$ ), the change in potential energy,  $\Delta U$ , does not. In both (c) and (d), we find  $\Delta U = -4.31 \times 10^{-3} \text{ J}$ .

6. We use Eq. 7-12 for  $W_g$  and Eq. 8-9 for  $U$ .

(a) The displacement between the initial point and  $Q$  has a vertical component of  $h - R$  downward (same direction as  $\vec{F}_g$ ), so (with  $h = 5R$ ) we obtain

$$W_g = \vec{F}_g \cdot \vec{d} = 4mgR = 4(3.20 \times 10^{-2} \text{ kg})(9.80 \text{ m/s}^2)(0.12 \text{ m}) = 0.15 \text{ J}.$$

(b) The displacement between the initial point and the top of the loop has a vertical component of  $h - 2R$  downward (same direction as  $\vec{F}_g$ ), so (with  $h = 5R$ ) we obtain

$$W_g = \vec{F}_g \cdot \vec{d} = 3mgR = 3(3.20 \times 10^{-2} \text{ kg})(9.80 \text{ m/s}^2)(0.12 \text{ m}) = 0.11 \text{ J}.$$

(c) With  $y = h = 5R$ , at  $P$  we find

$$U = 5mgR = 5(3.20 \times 10^{-2} \text{ kg})(9.80 \text{ m/s}^2)(0.12 \text{ m}) = 0.19 \text{ J}.$$

(d) With  $y = R$ , at  $Q$  we have

$$U = mgR = (3.20 \times 10^{-2} \text{ kg})(9.80 \text{ m/s}^2)(0.12 \text{ m}) = 0.038 \text{ J}.$$

(e) With  $y = 2R$ , at the top of the loop, we find

$$U = 2mgR = 2(3.20 \times 10^{-2} \text{ kg})(9.80 \text{ m/s}^2)(0.12 \text{ m}) = 0.075 \text{ J}.$$

(f) The new information ( $v_i \neq 0$ ) is not involved in any of the preceding computations; the above results are unchanged.

7. The main challenge for students in this type of problem seems to be working out the trigonometry in order to obtain the height of the ball (relative to the low point of the

swing)  $h = L - L \cos \theta$  (for angle  $\theta$  measured from vertical as shown in Fig. 8-34). Once this relation (which we will not derive here since we have found this to be most easily illustrated at the blackboard) is established, then the principal results of this problem follow from Eq. 7-12 (for  $W_g$ ) and Eq. 8-9 (for  $U$ ).

(a) The vertical component of the displacement vector is downward with magnitude  $h$ , so we obtain

$$\begin{aligned} W_g &= \vec{F}_g \cdot \vec{d} = mgh = mgL(1 - \cos \theta) \\ &= (5.00 \text{ kg})(9.80 \text{ m/s}^2)(2.00 \text{ m})(1 - \cos 30^\circ) = 13.1 \text{ J}. \end{aligned}$$

(b) From Eq. 8-1, we have  $\Delta U = -W_g = -mgL(1 - \cos \theta) = -13.1 \text{ J}$ .

(c) With  $y = h$ , Eq. 8-9 yields  $U = mgL(1 - \cos \theta) = 13.1 \text{ J}$ .

(d) As the angle increases, we intuitively see that the height  $h$  increases (and, less obviously, from the mathematics, we see that  $\cos \theta$  decreases so that  $1 - \cos \theta$  increases), so the answers to parts (a) and (c) increase, and the absolute value of the answer to part (b) also increases.

8. (a) The force of gravity is constant, so the work it does is given by  $W = \vec{F} \cdot \vec{d}$ , where  $\vec{F}$  is the force and  $\vec{d}$  is the displacement. The force is vertically downward and has magnitude  $mg$ , where  $m$  is the mass of the snowball. The expression for the work reduces to  $W = mgh$ , where  $h$  is the height through which the snowball drops. Thus

$$W = mgh = (1.50 \text{ kg})(9.80 \text{ m/s}^2)(12.5 \text{ m}) = 184 \text{ J}.$$

(b) The force of gravity is conservative, so the change in the potential energy of the snowball-Earth system is the negative of the work it does:  $\Delta U = -W = -184 \text{ J}$ .

(c) The potential energy when it reaches the ground is less than the potential energy when it is fired by  $|\Delta U|$ , so  $U = -184 \text{ J}$  when the snowball hits the ground.

9. We use Eq. 8-17, representing the conservation of mechanical energy (which neglects friction and other dissipative effects).

(a) In Problem 9-2, we found  $U_A = mgh$  (with the reference position at  $C$ ). Referring again to Fig. 8-29, we see that this is the same as  $U_0$ , which implies that  $K_A = K_0$  and thus that

$$v_A = v_0 = 17.0 \text{ m/s}.$$

(b) In the solution to Problem 9-2, we also found  $U_B = mgh/2$ . In this case, we have

$$K_0 + U_0 = K_B + U_B$$

$$\frac{1}{2}mv_0^2 + mgh = \frac{1}{2}mv_B^2 + mg\left(\frac{h}{2}\right)$$

which leads to

$$v_B = \sqrt{v_0^2 + gh} = \sqrt{(17.0 \text{ m/s})^2 + (9.80 \text{ m/s}^2)(42.0 \text{ m})} = 26.5 \text{ m/s.}$$

(c) Similarly,  $v_C = \sqrt{v_0^2 + 2gh} = \sqrt{(17.0 \text{ m/s})^2 + 2(9.80 \text{ m/s}^2)(42.0 \text{ m})} = 33.4 \text{ m/s.}$

(d) To find the “final” height, we set  $K_f = 0$ . In this case, we have

$$K_0 + U_0 = K_f + U_f$$

$$\frac{1}{2}mv_0^2 + mgh = 0 + mgh_f$$

which yields  $h_f = h + \frac{v_0^2}{2g} = 42.0 \text{ m} + \frac{(17.0 \text{ m/s})^2}{2(9.80 \text{ m/s}^2)} = 56.7 \text{ m.}$

(e) It is evident that the above results do not depend on mass. Thus, a different mass for the coaster must lead to the same results.

10. We use Eq. 8-17, representing the conservation of mechanical energy (which neglects friction and other dissipative effects).

(a) In the solution to Problem 9-3 (to which this problem refers), we found  $U_i = mgy_i = 196 \text{ J}$  and  $U_f = mgy_f = 29.0 \text{ J}$  (assuming the reference position is at the ground). Since  $K_i = 0$  in this case, we have

$$0 + 196 \text{ J} = K_f + 29.0 \text{ J}$$

which gives  $K_f = 167 \text{ J}$  and thus leads to  $v = \sqrt{\frac{2K_f}{m}} = \sqrt{\frac{2(167 \text{ J})}{2.00 \text{ kg}}} = 12.9 \text{ m/s.}$

(b) If we proceed algebraically through the calculation in part (a), we find  $K_f = -\Delta U = mgh$  where  $h = y_i - y_f$  and is positive-valued. Thus,

$$v = \sqrt{\frac{2K_f}{m}} = \sqrt{2gh}$$

as we might also have derived from the equations of Table 2-1 (particularly Eq. 2-16). The fact that the answer is independent of mass means that the answer to part (b) is identical to that of part (a), that is,  $v = 12.9 \text{ m/s.}$

(c) If  $K_i \neq 0$ , then we find  $K_f = mgh + K_i$  (where  $K_i$  is necessarily positive-valued). This represents a larger value for  $K_f$  than in the previous parts, and thus leads to a larger value for  $v$ .

11. **THINK** As the ice flake slides down the frictionless bowl, its potential energy decreases (discussed in Problem 8-5). By conservation of mechanical energy, its kinetic energy must increase.

**EXPRESS** If  $K_i$  is the kinetic energy of the flake at the edge of the bowl,  $K_f$  is its kinetic energy at the bottom,  $U_i$  is the gravitational potential energy of the flake-Earth system with the flake at the top, and  $U_f$  is the gravitational potential energy with it at the bottom, then

$$K_f + U_f = K_i + U_i.$$

Taking the potential energy to be zero at the bottom of the bowl, then the potential energy at the top is  $U_i = mgr$  where  $r = 0.220$  m is the radius of the bowl and  $m$  is the mass of the flake.  $K_i = 0$  since the flake starts from rest. Since the problem asks for the speed at the bottom, we write  $K_f = mv^2 / 2$ .

**ANALYZE** (a) Energy conservation leads to

$$K_f + U_f = K_i + U_i \Rightarrow \frac{1}{2}mv^2 + 0 = 0 + mgr.$$

The speed is  $v = \sqrt{2gr} = 2.08$  m/s.

(b) Since the expression for speed is  $v = \sqrt{2gr}$ , which does not contain the mass of the flake, the speed would be the same, 2.08 m/s, regardless of the mass of the flake.

(c) The final kinetic energy is given by  $K_f = K_i + U_i - U_f$ . If  $K_i$  is greater than before, then  $K_f$  will also be greater. This means the final speed of the flake is greater.

**LEARN** The mechanical energy conservation principle can also be expressed as  $\Delta E_{\text{mech}} = \Delta K + \Delta U = 0$ , which implies  $\Delta K = -\Delta U$ , i.e., the increase in kinetic energy is equal to the negative of the change in potential energy.

12. We use Eq. 8-18, representing the conservation of mechanical energy. We choose the reference position for computing  $U$  to be at the ground below the cliff; it is also regarded as the “final” position in our calculations.

(a) Using Eq. 8-9, the initial potential energy is given by  $U_i = mgh$  where  $h = 12.5$  m and  $m = 1.50$  kg. Thus, we have

$$K_i + U_i = K_f + U_f$$

$$\frac{1}{2}mv_i^2 + mgh = \frac{1}{2}mv^2 + 0$$

which leads to the speed of the snowball at the instant before striking the ground:

$$v = \sqrt{\frac{2}{m} \left( \frac{1}{2}mv_i^2 + mgh \right)} = \sqrt{v_i^2 + 2gh}$$

where  $v_i = 14.0$  m/s is the magnitude of its initial velocity (not just one component of it). Thus we find  $v = 21.0$  m/s.

(b) As noted above,  $v_i$  is the magnitude of its initial velocity and not just one component of it; therefore, there is no dependence on launch angle. The answer is again 21.0 m/s.

(c) It is evident that the result for  $v$  in part (a) does not depend on mass. Thus, changing the mass of the snowball does not change the result for  $v$ .

13. **THINK** As the marble moves vertically upward, its gravitational potential energy increases. This energy comes from the release of elastic potential energy stored in the spring.

**EXPRESS** We take the reference point for gravitational potential energy to be at the position of the marble when the spring is compressed. The gravitational potential energy when the marble is at the top of its motion is  $U_g = mgh$ . On the other hand, the energy stored in the spring is  $U_s = kx^2/2$ . Applying mechanical energy conservation principle allows us to solve the problem.

**ANALYZE** (a) The height of the highest point is  $h = 20$  m. With initial gravitational potential energy set to zero, we find

$$\Delta U_g = mgh = (5.0 \times 10^{-3} \text{ kg})(9.8 \text{ m/s}^2)(20 \text{ m}) = 0.98 \text{ J.}$$

(b) Since the kinetic energy is zero at the release point and at the highest point, then conservation of mechanical energy implies  $\Delta U_g + \Delta U_s = 0$ , where  $\Delta U_s$  is the change in the spring's elastic potential energy. Therefore,  $\Delta U_s = -\Delta U_g = -0.98$  J.

(c) We take the spring potential energy to be zero when the spring is relaxed. Then, our result in the previous part implies that its initial potential energy is  $U_s = 0.98$  J. This must be  $\frac{1}{2}kx^2$ , where  $k$  is the spring constant and  $x$  is the initial compression. Consequently,

$$k = \frac{2U_s}{x^2} = \frac{0.98 \text{ J}}{(0.080 \text{ m})^2} = 3.1 \times 10^2 \text{ N/m} = 3.1 \text{ N/cm.}$$



**LEARN** In general, the marble has both kinetic and potential energies:

$$\frac{1}{2}kx^2 = \frac{1}{2}mv^2 + mgy$$

At the maximum height  $y_{\max} = h$ ,  $v = 0$  and  $mgh = kx^2/2$ , or  $h = \frac{kx^2}{2mg}$ .

14. We use Eq. 8-18, representing the conservation of mechanical energy (which neglects friction and other dissipative effects).

(a) The change in potential energy is  $\Delta U = mgL$  as it goes to the highest point. Thus, we have

$$\begin{aligned}\Delta K + \Delta U &= 0 \\ K_{\text{top}} - K_0 + mgL &= 0\end{aligned}$$

which, upon requiring  $K_{\text{top}} = 0$ , gives  $K_0 = mgL$  and thus leads to

$$v_0 = \sqrt{\frac{2K_0}{m}} = \sqrt{2gL} = \sqrt{2(9.80 \text{ m/s}^2)(0.452 \text{ m})} = 2.98 \text{ m/s}.$$

(b) We also found in Problem 9-4 that the potential energy change is  $\Delta U = -mgL$  in going from the initial point to the lowest point (the bottom). Thus,

$$\begin{aligned}\Delta K + \Delta U &= 0 \\ K_{\text{bottom}} - K_0 - mgL &= 0\end{aligned}$$

which, with  $K_0 = mgL$ , leads to  $K_{\text{bottom}} = 2mgL$ . Therefore,

$$v_{\text{bottom}} = \sqrt{\frac{2K_{\text{bottom}}}{m}} = \sqrt{4gL} = \sqrt{4(9.80 \text{ m/s}^2)(0.452 \text{ m})} = 4.21 \text{ m/s}.$$

(c) Since there is no change in height (going from initial point to the rightmost point), then  $\Delta U = 0$ , which implies  $\Delta K = 0$ . Consequently, the speed is the same as what it was initially,

$$v_{\text{right}} = v_0 = 2.98 \text{ m/s}.$$

(d) It is evident from the above manipulations that the results do not depend on mass. Thus, a different mass for the ball must lead to the same results.

15. **THINK** The truck with failed brakes is moving up an escape ramp. In order for it to come to a complete stop, all of its kinetic energy must be converted into gravitational potential energy.

**EXPRESS** We ignore any work done by friction. In SI units, the initial speed of the truck just before entering the escape ramp is  $v_i = 130(1000/3600) = 36.1$  m/s. When the truck comes to a stop, its kinetic and potential energies are  $K_f = 0$  and  $U_f = mgh$ . We apply mechanical energy conservation to solve the problem.

**ANALYZE** (a) Energy conservation implies  $K_f + U_f = K_i + U_i$ . With  $U_i = 0$ , and  $K_i = \frac{1}{2}mv_i^2$ , we obtain

$$\frac{1}{2}mv_i^2 + 0 = 0 + mgh \Rightarrow h = \frac{v_i^2}{2g} = \frac{(36.1 \text{ m/s})^2}{2(9.8 \text{ m/s}^2)} = 66.5 \text{ m}.$$

If  $L$  is the minimum length of the ramp, then  $L \sin \theta = h$ , or  $L \sin 15^\circ = 66.5$  m so that  $L = (66.5 \text{ m})/\sin 15^\circ = 257$  m. That is, the ramp must be about  $2.6 \times 10^2$  m long if friction is negligible.

(b) The minimum length is  $L = \frac{h}{\sin \theta} = \frac{v_i^2}{2g \sin \theta}$  which does not depend on the mass of the truck. Thus, the answer remains the same if the mass is reduced.

(c) If the speed is decreased, then  $h$  and  $L$  both decrease (note that  $h$  is proportional to the square of the speed and that  $L$  is proportional to  $h$ ).

**LEARN** The greater the speed of the truck, the longer the ramp required. This length can be shortened considerably if the friction between the tires and the ramp surface is factored in.

16. We place the reference position for evaluating gravitational potential energy at the relaxed position of the spring. We use  $x$  for the spring's compression, measured positively downward (so  $x > 0$  means it is compressed).

(a) With  $x = 0.190$  m, Eq. 7-26 gives

$$W_s = -\frac{1}{2}kx^2 = -7.22 \text{ J} \approx -7.2 \text{ J}$$

for the work done by the spring force. Using Newton's third law, we see that the work done on the spring is 7.2 J.

(b) As noted above,  $W_s = -7.2$  J.

(c) Energy conservation leads to

$$K_i + U_i = K_f + U_f \Rightarrow 0 + mgh_0 = \frac{1}{2}kx^2 - mgx$$

which (with  $m = 0.70$  kg) yields  $h_0 = 0.86$  m.

(d) With a new value for the height  $h'_0 = 2h_0 = 1.72$  m, we solve for a new value of  $x$  using the quadratic formula (taking its positive root so that  $x > 0$ ).

$$mgh'_0 = -mgx + \frac{1}{2}kx^2 \Rightarrow x = \frac{mg + \sqrt{(mg)^2 + 2mgkh'_0}}{k}$$

which yields  $x = 0.26$  m.

17. (a) At  $Q$  the block (which is in circular motion at that point) experiences a centripetal acceleration  $v^2/R$  leftward. We find  $v^2$  from energy conservation:

$$\begin{aligned} K_P + U_P &= K_Q + U_Q \\ 0 + mgh &= \frac{1}{2}mv^2 + mgR \end{aligned}$$

Using the fact that  $h = 5R$ , we find  $mv^2 = 8mgR$ . Thus, the horizontal component of the net force on the block at  $Q$  is

$$F = mv^2/R = 8mg = 8(0.032 \text{ kg})(9.8 \text{ m/s}^2) = 2.5 \text{ N.}$$

The direction is to the left (in the same direction as  $\vec{a}$ ).

(b) The downward component of the net force on the block at  $Q$  is the downward force of gravity

$$F = mg = (0.032 \text{ kg})(9.8 \text{ m/s}^2) = 0.31 \text{ N.}$$

(c) To barely make the top of the loop, the centripetal force there must equal the force of gravity:

$$\frac{mv_t^2}{R} = mg \Rightarrow mv_t^2 = mgR.$$

This requires a different value of  $h$  than what was used above.

$$\begin{aligned} K_P + U_P &= K_t + U_t \\ 0 + mgh &= \frac{1}{2}mv_t^2 + mgh_t \\ mgh &= \frac{1}{2}(mgR) + mg(2R) \end{aligned}$$

Consequently,  $h = 2.5R = (2.5)(0.12 \text{ m}) = 0.30$  m.

(d) The normal force  $F_N$ , for speeds  $v_t$  greater than  $\sqrt{gR}$  (which are the only possibilities for nonzero  $F_N$  — see the solution in the previous part), obeys

$$F_N = \frac{mv_t^2}{R} - mg$$

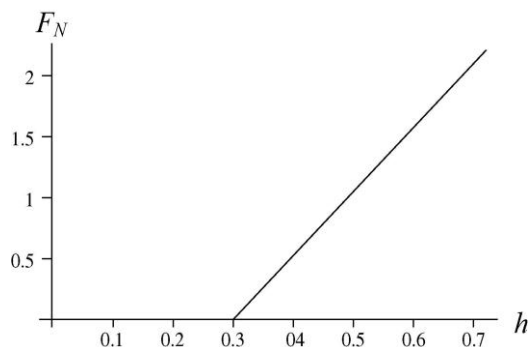
from Newton's second law. Since  $v_t^2$  is related to  $h$  by energy conservation

$$K_p + U_p = K_t + U_t \Rightarrow gh = \frac{1}{2}v_t^2 + 2gR$$

then the normal force, as a function for  $h$  (so long as  $h \geq 2.5R$  — see the solution in the previous part), becomes

$$F_N = \frac{2mgh}{R} - 5mg.$$

Thus, the graph for  $h \geq 2.5R = 0.30$  m consists of a straight line of positive slope  $2mg/R$  (which can be set to some convenient values for graphing purposes). Note that for  $h \leq 2.5R$ , the normal force is zero.



18. We use Eq. 8-18, representing the conservation of mechanical energy. The reference position for computing  $U$  is the lowest point of the swing; it is also regarded as the “final” position in our calculations.

(a) The potential energy is  $U = mgL(1 - \cos \theta)$  at the position shown in Fig. 8-34 (which we consider to be the initial position). Thus, we have

$$\begin{aligned} K_i + U_i &= K_f + U_f \\ 0 + mgL(1 - \cos \theta) &= \frac{1}{2}mv^2 + 0 \end{aligned}$$

which leads to

$$v = \sqrt{\frac{2mgL(1 - \cos \theta)}{m}} = \sqrt{2gL(1 - \cos \theta)}.$$

Plugging in  $L = 2.00$  m and  $\theta = 30.0^\circ$  we find  $v = 2.29$  m/s.

(b) It is evident that the result for  $v$  does not depend on mass. Thus, a different mass for the ball must not change the result.

19. We convert to SI units and choose upward as the  $+y$  direction. Also, the relaxed position of the top end of the spring is the origin, so the initial compression of the spring (defining an equilibrium situation between the spring force and the force of gravity) is  $y_0 = -0.100$  m and the additional compression brings it to the position  $y_1 = -0.400$  m.

(a) When the stone is in the equilibrium ( $a = 0$ ) position, Newton's second law becomes

$$\begin{aligned}\vec{F}_{\text{net}} &= ma \\ F_{\text{spring}} - mg &= 0 \\ -k(-0.100) - (8.00)(9.8) &= 0\end{aligned}$$

where Hooke's law (Eq. 7-21) has been used. This leads to a spring constant equal to  $k = 784$  N/m.

(b) With the additional compression (and release) the acceleration is no longer zero, and the stone will start moving upward, turning some of its elastic potential energy (stored in the spring) into kinetic energy. The amount of elastic potential energy at the moment of release is, using Eq. 8-11,

$$U = \frac{1}{2}ky_1^2 = \frac{1}{2}(784 \text{ N/m})(-0.400)^2 = 62.7 \text{ J}.$$

(c) Its maximum height  $y_2$  is beyond the point that the stone separates from the spring (entering free-fall motion). As usual, it is characterized by having (momentarily) zero speed. If we choose the  $y_1$  position as the reference position in computing the gravitational potential energy, then

$$\begin{aligned}K_1 + U_1 &= K_2 + U_2 \\ 0 + \frac{1}{2}ky_1^2 &= 0 + mgh\end{aligned}$$

where  $h = y_2 - y_1$  is the height above the release point. Thus,  $mgh$  (the gravitational potential energy) is seen to be equal to the previous answer, 62.7 J, and we proceed with the solution in the next part.

(d) We find  $h = ky_1^2/2mg = 0.800$  m, or 80.0 cm.

20. (a) We take the reference point for gravitational energy to be at the lowest point of the swing. Let  $\theta$  be the angle measured from vertical. Then the height  $y$  of the pendulum "bob" (the object at the end of the pendulum, which in this problem is the stone) is given by  $L(1 - \cos\theta) = y$ . Hence, the gravitational potential energy is

$$mgy = mgL(1 - \cos\theta).$$

When  $\theta = 0^\circ$  (the string at its lowest point) we are told that its speed is 8.0 m/s; its kinetic energy there is therefore 64 J (using Eq. 7-1). At  $\theta = 60^\circ$  its mechanical energy is

$$E_{\text{mech}} = \frac{1}{2} mv^2 + mgL(1 - \cos\theta).$$

Energy conservation (since there is no friction) requires that this be equal to 64 J. Solving for the speed, we find  $v = 5.0$  m/s.

(b) We now set the above expression again equal to 64 J (with  $\theta$  being the unknown) but with zero speed (which gives the condition for the maximum point, or “turning point” that it reaches). This leads to  $\theta_{\text{max}} = 79^\circ$ .

(c) As observed in our solution to part (a), the total mechanical energy is 64 J.

21. We use Eq. 8-18, representing the conservation of mechanical energy (which neglects friction and other dissipative effects). The reference position for computing  $U$  (and height  $h$ ) is the lowest point of the swing; it is also regarded as the “final” position in our calculations.

(a) Careful examination of the figure leads to the trigonometric relation  $h = L - L \cos\theta$  when the angle is measured from vertical as shown. Thus, the gravitational potential energy is  $U = mgL(1 - \cos\theta_0)$  at the position shown in Fig. 8-34 (the initial position). Thus, we have

$$\begin{aligned} K_0 + U_0 &= K_f + U_f \\ \frac{1}{2}mv_0^2 + mgL(1 - \cos\theta_0) &= \frac{1}{2}mv^2 + 0 \end{aligned}$$

which leads to

$$\begin{aligned} v &= \sqrt{\frac{2}{m} \left[ \frac{1}{2}mv_0^2 + mgL(1 - \cos\theta_0) \right]} = \sqrt{v_0^2 + 2gL(1 - \cos\theta_0)} \\ &= \sqrt{(8.00 \text{ m/s})^2 + 2(9.80 \text{ m/s}^2)(1.25 \text{ m})(1 - \cos 40^\circ)} = 8.35 \text{ m/s}. \end{aligned}$$

(b) We look for the initial speed required to barely reach the horizontal position — described by  $v_h = 0$  and  $\theta = 90^\circ$  (or  $\theta = -90^\circ$ , if one prefers, but since  $\cos(-\phi) = \cos\phi$ , the sign of the angle is not a concern).

$$\begin{aligned} K_0 + U_0 &= K_h + U_h \\ \frac{1}{2}mv_0^2 + mgL(1 - \cos\theta_0) &= 0 + mgL \end{aligned}$$

which yields

$$v_0 = \sqrt{2gL \cos\theta_0} = \sqrt{2(9.80 \text{ m/s}^2)(1.25 \text{ m}) \cos 40^\circ} = 4.33 \text{ m/s}.$$

(c) For the cord to remain straight, then the centripetal force (at the top) must be (at least) equal to gravitational force:

$$\frac{mv_t^2}{r} = mg \Rightarrow mv_t^2 = mgL$$

where we recognize that  $r = L$ . We plug this into the expression for the kinetic energy (at the top, where  $\theta = 180^\circ$ ).

$$\begin{aligned} K_0 + U_0 &= K_t + U_t \\ \frac{1}{2}mv_0^2 + mgL(1 - \cos\theta_0) &= \frac{1}{2}mv_t^2 + mg(1 - \cos 180^\circ) \\ \frac{1}{2}mv_0^2 + mgL(1 - \cos\theta_0) &= \frac{1}{2}(mgL) + mg(2L) \end{aligned}$$

which leads to

$$v_0 = \sqrt{gL(3 + 2\cos\theta_0)} = \sqrt{(9.80 \text{ m/s}^2)(1.25 \text{ m})(3 + 2\cos 40^\circ)} = 7.45 \text{ m/s}.$$

(d) The more initial potential energy there is, the less initial kinetic energy there needs to be, in order to reach the positions described in parts (b) and (c). Increasing  $\theta_0$  amounts to increasing  $U_0$ , so we see that a greater value of  $\theta_0$  leads to smaller results for  $v_0$  in parts (b) and (c).

22. From Chapter 4, we know the height  $h$  of the skier's jump can be found from  $v_y^2 = 0 = v_{0y}^2 - 2gh$  where  $v_{0y} = v_0 \sin 28^\circ$  is the upward component of the skier's "launch velocity." To find  $v_0$  we use energy conservation.

(a) The skier starts at rest  $y = 20 \text{ m}$  above the point of "launch" so energy conservation leads to

$$mgy = \frac{1}{2}mv^2 \Rightarrow v = \sqrt{2gy} = 20 \text{ m/s}$$

which becomes the initial speed  $v_0$  for the launch. Hence, the above equation relating  $h$  to  $v_0$  yields

$$h = \frac{(v_0 \sin 28^\circ)^2}{2g} = 4.4 \text{ m}.$$

(b) We see that all reference to mass cancels from the above computations, so a new value for the mass will yield the same result as before.

23. (a) As the string reaches its lowest point, its original potential energy  $U = mgL$  (measured relative to the lowest point) is converted into kinetic energy. Thus,

$$mgL = \frac{1}{2}mv^2 \Rightarrow v = \sqrt{2gL}.$$

With  $L = 1.20$  m we obtain  $v = \sqrt{2gL} = \sqrt{2(9.80 \text{ m/s}^2)(1.20 \text{ m})} = 4.85 \text{ m/s}$ .

(b) In this case, the total mechanical energy is shared between kinetic  $\frac{1}{2}mv_b^2$  and potential  $mg y_b$ . We note that  $y_b = 2r$  where  $r = L - d = 0.450$  m. Energy conservation leads to

$$mgL = \frac{1}{2}mv_b^2 + mg y_b$$

which yields  $v_b = \sqrt{2gL - 2g(2r)} = 2.42 \text{ m/s}$ .

24. We denote  $m$  as the mass of the block,  $h = 0.40$  m as the height from which it dropped (measured from the relaxed position of the spring), and  $x$  as the compression of the spring (measured downward so that it yields a positive value). Our reference point for the gravitational potential energy is the initial position of the block. The block drops a total distance  $h + x$ , and the final gravitational potential energy is  $-mg(h + x)$ . The spring potential energy is  $\frac{1}{2}kx^2$  in the final situation, and the kinetic energy is zero both at the beginning and end. Since energy is conserved

$$\begin{aligned} K_i + U_i &= K_f + U_f \\ 0 &= -mg(h + x) + \frac{1}{2}kx^2 \end{aligned}$$

which is a second degree equation in  $x$ . Using the quadratic formula, its solution is

$$x = \frac{mg \pm \sqrt{(mg)^2 + 2mghk}}{k}.$$

Now  $mg = 19.6$  N,  $h = 0.40$  m, and  $k = 1960$  N/m, and we choose the positive root so that  $x > 0$ .

$$x = \frac{19.6 + \sqrt{19.6^2 + 2(19.6)(0.40)(1960)}}{1960} = 0.10 \text{ m}.$$

25. Since time does not directly enter into the energy formulations, we return to Chapter 4 (or Table 2-1 in Chapter 2) to find the change of height during this  $t = 6.0$  s flight.

$$\Delta y = v_{0y}t - \frac{1}{2}gt^2$$

This leads to  $\Delta y = -32$  m. Therefore  $\Delta U = mg\Delta y = -318 \text{ J} \approx -3.2 \times 10^2 \text{ J}$ .



26. (a) With energy in joules and length in meters, we have

$$\Delta U = U(x) - U(0) = -\int_0^x (6x' - 12) dx' .$$

Therefore, with  $U(0) = 27$  J, we obtain  $U(x)$  (written simply as  $U$ ) by integrating and rearranging:

$$U = 27 + 12x - 3x^2 .$$

(b) We can maximize the above function by working through the  $dU/dx = 0$  condition, or we can treat this as a force equilibrium situation — which is the approach we show.

$$F = 0 \Rightarrow 6x_{eq} - 12 = 0$$

Thus,  $x_{eq} = 2.0$  m, and the above expression for the potential energy becomes  $U = 39$  J.

(c) Using the quadratic formula or using the polynomial solver on an appropriate calculator, we find the negative value of  $x$  for which  $U = 0$  to be  $x = -1.6$  m.

(d) Similarly, we find the positive value of  $x$  for which  $U = 0$  to be  $x = 5.6$  m.

27. (a) To find out whether or not the vine breaks, it is sufficient to examine it at the moment Tarzan swings through the lowest point, which is when the vine — if it didn't break — would have the greatest tension. Choosing upward positive, Newton's second law leads to

$$T - mg = m \frac{v^2}{r}$$

where  $r = 18.0$  m and  $m = W/g = 688/9.8 = 70.2$  kg. We find the  $v^2$  from energy conservation (where the reference position for the potential energy is at the lowest point).

$$mgh = \frac{1}{2}mv^2 \Rightarrow v^2 = 2gh$$

where  $h = 3.20$  m. Combining these results, we have

$$T = mg + m \frac{2gh}{r} = mg \left( 1 + \frac{2h}{r} \right)$$

which yields 933 N. Thus, the vine does not break.

(b) Rounding to an appropriate number of significant figures, we see the maximum tension is roughly  $9.3 \times 10^2$  N.

28. From the slope of the graph, we find the spring constant

$$k = \frac{\Delta F}{\Delta x} = 0.10 \text{ N/cm} = 10 \text{ N/m}.$$

(a) Equating the potential energy of the compressed spring to the kinetic energy of the cork at the moment of release, we have

$$\frac{1}{2} kx^2 = \frac{1}{2} mv^2 \Rightarrow v = x \sqrt{\frac{k}{m}}$$

which yields  $v = 2.8 \text{ m/s}$  for  $m = 0.0038 \text{ kg}$  and  $x = 0.055 \text{ m}$ .

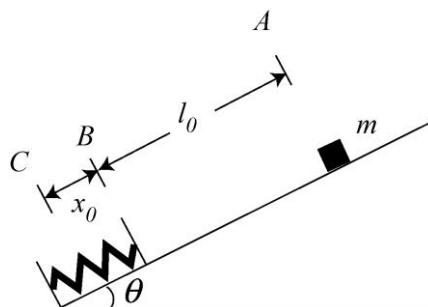
(b) The new scenario involves some potential energy at the moment of release. With  $d = 0.015 \text{ m}$ , energy conservation becomes

$$\frac{1}{2} kx^2 = \frac{1}{2} mv^2 + \frac{1}{2} kd^2 \Rightarrow v = \sqrt{\frac{k}{m}(x^2 - d^2)}$$

which yields  $v = 2.7 \text{ m/s}$ .

29. **THINK** As the block slides down the inclined plane, it compresses the spring, then stops momentarily before sliding back up again.

**EXPRESS** We refer to its starting point as  $A$ , the point where it first comes into contact with the spring as  $B$ , and the point where the spring is compressed by  $x_0 = 0.055 \text{ m}$  as  $C$  (see the figure below). Point  $C$  is our reference point for computing gravitational potential energy. Elastic potential energy (of the spring) is zero when the spring is relaxed.



Information given in the second sentence allows us to compute the spring constant. From Hooke's law, we find

$$k = \frac{F}{x} = \frac{270 \text{ N}}{0.02 \text{ m}} = 1.35 \times 10^4 \text{ N/m}.$$

The distance between points  $A$  and  $B$  is  $l_0$  and we note that the total sliding distance  $l_0 + x_0$  is related to the initial height  $h_A$  of the block (measured relative to  $C$ ) by  $\sin \theta = \frac{h_A}{l_0 + x_0}$ , where the incline angle  $\theta$  is  $30^\circ$ .

**ANALYZE** (a) Mechanical energy conservation leads to

$$K_A + U_A = K_C + U_C \Rightarrow 0 + mgh_A = \frac{1}{2}kx_0^2$$

which yields

$$h_A = \frac{kx_0^2}{2mg} = \frac{(1.35 \times 10^4 \text{ N/m})(0.055 \text{ m})^2}{2(12 \text{ kg})(9.8 \text{ m/s}^2)} = 0.174 \text{ m}.$$

Therefore, the total distance traveled by the block before coming to a stop is

$$l_0 + x_0 = \frac{h_A}{\sin 30^\circ} = \frac{0.174 \text{ m}}{\sin 30^\circ} = 0.347 \text{ m} \approx 0.35 \text{ m}.$$

(b) From this result, we find  $l_0 = x_0 = 0.347 \text{ m} - 0.055 \text{ m} = 0.292 \text{ m}$ , which means that the block has descended a vertical distance

$$|\Delta y| = h_A - h_B = l_0 \sin \theta = (0.292 \text{ m}) \sin 30^\circ = 0.146 \text{ m}$$

in sliding from point  $A$  to point  $B$ . Thus, using Eq. 8-18, we have

$$0 + mgh_A = \frac{1}{2}mv_B^2 + mgh_B \Rightarrow \frac{1}{2}mv_B^2 = mg|\Delta y|$$

which yields  $v_B = \sqrt{2g|\Delta y|} = \sqrt{2(9.8 \text{ m/s}^2)(0.146 \text{ m})} = 1.69 \text{ m/s} \approx 1.7 \text{ m/s}$ .

**LEARN** Energy is conserved in the process. The total energy of the block at position  $B$  is

$$E_B = \frac{1}{2}mv_B^2 + mgh_B = \frac{1}{2}(12 \text{ kg})(1.69 \text{ m/s})^2 + (12 \text{ kg})(9.8 \text{ m/s}^2)(0.028 \text{ m}) = 20.4 \text{ J},$$

which is equal to the elastic potential energy in the spring:

$$\frac{1}{2}kx_0^2 = \frac{1}{2}(1.35 \times 10^4 \text{ N/m})(0.055 \text{ m})^2 = 20.4 \text{ J}.$$

30. We take the original height of the box to be the  $y = 0$  reference level and observe that, in general, the height of the box (when the box has moved a distance  $d$  downhill) is  $y = -d \sin 40^\circ$ .

(a) Using the conservation of energy, we have

$$K_i + U_i = K + U \Rightarrow 0 + 0 = \frac{1}{2}mv^2 + mgy + \frac{1}{2}kd^2.$$

Therefore, with  $d = 0.10$  m, we obtain  $v = 0.81$  m/s.

(b) We look for a value of  $d \neq 0$  such that  $K = 0$ .

$$K_i + U_i = K + U \Rightarrow 0 + 0 = 0 + mgy + \frac{1}{2}kd^2.$$

Thus, we obtain  $mgd \sin 40^\circ = \frac{1}{2}kd^2$  and find  $d = 0.21$  m.

(c) The uphill force is caused by the spring (Hooke's law) and has magnitude  $kd = 25.2$  N. The downhill force is the component of gravity  $mg \sin 40^\circ = 12.6$  N. Thus, the net force on the box is  $(25.2 - 12.6)$  N = 12.6 N uphill, with

$$a = F/m = (12.6 \text{ N}) / (2.0 \text{ kg}) = 6.3 \text{ m/s}^2.$$

(d) The acceleration is up the incline.

31. The reference point for the gravitational potential energy  $U_g$  (and height  $h$ ) is at the block when the spring is maximally compressed. When the block is moving to its highest point, it is first accelerated by the spring; later, it separates from the spring and finally reaches a point where its speed  $v_f$  is (momentarily) zero. The  $x$  axis is along the incline, pointing uphill (so  $x_0$  for the initial compression is negative-valued); its origin is at the relaxed position of the spring. We use SI units, so  $k = 1960$  N/m and  $x_0 = -0.200$  m.

(a) The elastic potential energy is  $\frac{1}{2}kx_0^2 = 39.2$  J.

(b) Since initially  $U_g = 0$ , the change in  $U_g$  is the same as its final value  $mgh$  where  $m = 2.00$  kg. That this must equal the result in part (a) is made clear in the steps shown in the next part. Thus,  $\Delta U_g = U_g = 39.2$  J.

(c) The principle of mechanical energy conservation leads to

$$\begin{aligned} K_0 + U_0 &= K_f + U_f \\ 0 + \frac{1}{2}kx_0^2 &= 0 + mgh \end{aligned}$$

which yields  $h = 2.00$  m. The problem asks for the distance *along the incline*, so we have  $d = h/\sin 30^\circ = 4.00$  m.

32. The work required is the change in the gravitational potential energy as a result of the chain being pulled onto the table. Dividing the hanging chain into a large number of infinitesimal segments, each of length  $dy$ , we note that the mass of a segment is  $(m/L) dy$  and the change in potential energy of a segment when it is a distance  $|y|$  below the table top is

$$dU = (m/L)g|y| dy = -(m/L)gy dy$$

since  $y$  is negative-valued (we have  $+y$  upward and the origin is at the tabletop). The total potential energy change is

$$\Delta U = -\frac{mg}{L} \int_{-L/4}^0 y dy = \frac{1}{2} \frac{mg}{L} (L/4)^2 = mgL/32.$$

The work required to pull the chain onto the table is therefore

$$W = \Delta U = mgL/32 = (0.012 \text{ kg})(9.8 \text{ m/s}^2)(0.28 \text{ m})/32 = 0.0010 \text{ J}.$$

33. All heights  $h$  are measured from the lower end of the incline (which is our reference position for computing gravitational potential energy  $mgh$ ). Our  $x$  axis is along the incline, with  $+x$  being uphill (so spring compression corresponds to  $x > 0$ ) and its origin being at the relaxed end of the spring. The height that corresponds to the canister's initial position (with spring compressed amount  $x = 0.200$  m) is given by  $h_1 = (D+x)\sin\theta$ , where  $\theta = 37^\circ$ .

(a) Energy conservation leads to

$$K_1 + U_1 = K_2 + U_2 \quad \Rightarrow \quad 0 + mg(D+x)\sin\theta + \frac{1}{2}kx^2 = \frac{1}{2}mv_2^2 + mgD\sin\theta$$

which yields, using the data  $m = 2.00$  kg and  $k = 170$  N/m,

$$v_2 = \sqrt{2gx\sin\theta + kx^2/m} = 2.40 \text{ m/s}.$$

(b) In this case, energy conservation leads to

$$\begin{aligned} K_1 + U_1 &= K_3 + U_3 \\ 0 + mg(D+x)\sin\theta + \frac{1}{2}kx^2 &= \frac{1}{2}mv_3^2 + 0 \end{aligned}$$

which yields  $v_3 = \sqrt{2g(D+x)\sin\theta + kx^2/m} = 4.19$  m/s.

34. Let  $\vec{F}_N$  be the normal force of the ice on him and  $m$  is his mass. The net inward force is  $mg \cos \theta - F_N$  and, according to Newton's second law, this must be equal to  $mv^2/R$ , where  $v$  is the speed of the boy. At the point where the boy leaves the ice  $F_N = 0$ , so  $g \cos \theta = v^2/R$ . We wish to find his speed. If the gravitational potential energy is taken to be zero when he is at the top of the ice mound, then his potential energy at the time shown is

$$U = -mgR(1 - \cos \theta).$$

He starts from rest and his kinetic energy at the time shown is  $\frac{1}{2}mv^2$ . Thus conservation of energy gives

$$0 = \frac{1}{2}mv^2 - mgR(1 - \cos \theta),$$

or  $v^2 = 2gR(1 - \cos \theta)$ . We substitute this expression into the equation developed from the second law to obtain  $g \cos \theta = 2g(1 - \cos \theta)$ . This gives  $\cos \theta = 2/3$ . The height of the boy above the bottom of the mound is

$$h = R \cos \theta = \frac{2}{3}R = \frac{2}{3}(13.8 \text{ m}) = 9.20 \text{ m}.$$

35. (a) The (final) elastic potential energy is

$$U = \frac{1}{2} kx^2 = \frac{1}{2} (431 \text{ N/m})(0.210 \text{ m})^2 = 9.50 \text{ J}.$$

Ultimately this must come from the original (gravitational) energy in the system  $mgy$  (where we are measuring  $y$  from the lowest "elevation" reached by the block, so

$$y = (d + x)\sin(30^\circ).$$

Thus,

$$mg(d + x)\sin(30^\circ) = 9.50 \text{ J} \quad \Rightarrow \quad d = 0.396 \text{ m}.$$

(b) The block is still accelerating (due to the component of gravity along the incline,  $mg\sin(30^\circ)$ ) for a few moments after coming into contact with the spring (which exerts the Hooke's law force  $kx$ ), until the Hooke's law force is strong enough to cause the block to begin decelerating. This point is reached when

$$kx = mg \sin 30^\circ$$

which leads to  $x = 0.0364 \text{ m} = 3.64 \text{ cm}$ ; this is long before the block finally stops (36.0 cm before it stops).

36. The distance the marble travels is determined by its initial speed (and the methods of Chapter 4), and the initial speed is determined (using energy conservation) by the original compression of the spring. We denote  $h$  as the height of the table, and  $x$  as the horizontal

distance to the point where the marble lands. Then  $x = v_0 t$  and  $h = \frac{1}{2}gt^2$  (since the vertical component of the marble's "launch velocity" is zero). From these we find  $x = v_0 \sqrt{2h/g}$ . We note from this that the distance to the landing point is directly proportional to the initial speed. We denote  $v_{01}$  be the initial speed of the first shot and  $D_1 = (2.20 - 0.27) \text{ m} = 1.93 \text{ m}$  be the horizontal distance to its landing point; similarly,  $v_{02}$  is the initial speed of the second shot and  $D = 2.20 \text{ m}$  is the horizontal distance to its landing spot. Then

$$\frac{v_{02}}{v_{01}} = \frac{D}{D_1} \Rightarrow v_{02} = \frac{D}{D_1} v_{01}$$

When the spring is compressed an amount  $\ell$ , the elastic potential energy is  $\frac{1}{2}k\ell^2$ . When the marble leaves the spring its kinetic energy is  $\frac{1}{2}mv_0^2$ . Mechanical energy is conserved:  $\frac{1}{2}mv_0^2 = \frac{1}{2}k\ell^2$ , and we see that the initial speed of the marble is directly proportional to the original compression of the spring. If  $\ell_1$  is the compression for the first shot and  $\ell_2$  is the compression for the second, then  $v_{02} = (\ell_2/\ell_1)v_{01}$ . Relating this to the previous result, we obtain

$$\ell_2 = \frac{D}{D_1} \ell_1 = \left( \frac{2.20 \text{ m}}{1.93 \text{ m}} \right) (1.10 \text{ cm}) = 1.25 \text{ cm}.$$

37. Consider a differential element of length  $dx$  at a distance  $x$  from one end (the end that remains stuck) of the cord. As the cord turns vertical, its change in potential energy is given by

$$dU = -(\lambda dx)gx$$

where  $\lambda = m/h$  is the mass/unit length and the negative sign indicates that the potential energy decreases. Integrating over the entire length, we obtain the total change in the potential energy:

$$\Delta U = \int dU = -\int_0^h \lambda g x dx = -\frac{1}{2} \lambda gh^2 = -\frac{1}{2} mgh.$$

With  $m = 15 \text{ g}$  and  $h = 25 \text{ cm}$ , we have  $\Delta U = -0.018 \text{ J}$ .

38. In this problem, the mechanical energy (the sum of  $K$  and  $U$ ) remains constant as the particle moves.

(a) Since mechanical energy is conserved,  $U_B + K_B = U_A + K_A$ , the kinetic energy of the particle in region A ( $3.00 \text{ m} \leq x \leq 4.00 \text{ m}$ ) is

$$K_A = U_B - U_A + K_B = 12.0 \text{ J} - 9.00 \text{ J} + 4.00 \text{ J} = 7.00 \text{ J}.$$

With  $K_A = mv_A^2/2$ , the speed of the particle at  $x = 3.5 \text{ m}$  (within region A) is

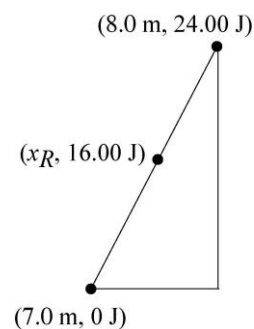
$$v_A = \sqrt{\frac{2K_A}{m}} = \sqrt{\frac{2(7.00 \text{ J})}{0.200 \text{ kg}}} = 8.37 \text{ m/s.}$$

(b) At  $x = 6.5 \text{ m}$ ,  $U = 0$  and  $K = U_B + K_B = 12.0 \text{ J} + 4.00 \text{ J} = 16.0 \text{ J}$  by mechanical energy conservation. Therefore, the speed at this point is

$$v = \sqrt{\frac{2K}{m}} = \sqrt{\frac{2(16.0 \text{ J})}{0.200 \text{ kg}}} = 12.6 \text{ m/s.}$$

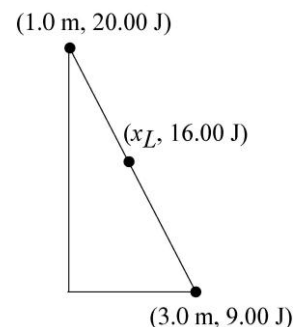
(c) At the turning point, the speed of the particle is zero. Let the position of the right turning point be  $x_R$ . From the figure shown on the right, we find  $x_R$  to be

$$\frac{16.00 \text{ J} - 0}{x_R - 7.00 \text{ m}} = \frac{24.00 \text{ J} - 16.00 \text{ J}}{8.00 \text{ m} - x_R} \Rightarrow x_R = 7.67 \text{ m.}$$



(d) Let the position of the left turning point be  $x_L$ . From the figure shown, we find  $x_L$  to be

$$\frac{16.00 \text{ J} - 20.00 \text{ J}}{x_L - 1.00 \text{ m}} = \frac{9.00 \text{ J} - 16.00 \text{ J}}{3.00 \text{ m} - x_L} \Rightarrow x_L = 1.73 \text{ m.}$$



39. From the figure, we see that at  $x = 4.5 \text{ m}$ , the potential energy is  $U_1 = 15 \text{ J}$ . If the speed is  $v = 7.0 \text{ m/s}$ , then the kinetic energy is

$$K_1 = mv^2/2 = (0.90 \text{ kg})(7.0 \text{ m/s})^2/2 = 22 \text{ J.}$$

The total energy is  $E_1 = U_1 + K_1 = (15 + 22) \text{ J} = 37 \text{ J}$ .

(a) At  $x = 1.0 \text{ m}$ , the potential energy is  $U_2 = 35 \text{ J}$ . By energy conservation, we have  $K_2 = 2.0 \text{ J} > 0$ . This means that the particle can reach there with a corresponding speed

$$v_2 = \sqrt{\frac{2K_2}{m}} = \sqrt{\frac{2(2.0 \text{ J})}{0.90 \text{ kg}}} = 2.1 \text{ m/s.}$$

(b) The force acting on the particle is related to the potential energy by the negative of the slope:



$$F_x = -\frac{\Delta U}{\Delta x}$$

From the figure we have  $F_x = -\frac{35 \text{ J} - 15 \text{ J}}{2 \text{ m} - 4 \text{ m}} = +10 \text{ N}$ .

(c) Since the magnitude  $F_x > 0$ , the force points in the  $+x$  direction.

(d) At  $x = 7.0 \text{ m}$ , the potential energy is  $U_3 = 45 \text{ J}$ , which exceeds the initial total energy  $E_1$ . Thus, the particle can never reach there. At the turning point, the kinetic energy is zero. Between  $x = 5$  and  $6 \text{ m}$ , the potential energy is given by

$$U(x) = 15 + 30(x - 5), \quad 5 \leq x \leq 6.$$

Thus, the turning point is found by solving  $37 = 15 + 30(x - 5)$ , which yields  $x = 5.7 \text{ m}$ .

(e) At  $x = 5.0 \text{ m}$ , the force acting on the particle is

$$F_x = -\frac{\Delta U}{\Delta x} = -\frac{(45 - 15) \text{ J}}{(6 - 5) \text{ m}} = -30 \text{ N}.$$

The magnitude is  $|F_x| = 30 \text{ N}$ .

(f) The fact that  $F_x < 0$  indicated that the force points in the  $-x$  direction.

40. (a) The force at the equilibrium position  $r = r_{\text{eq}}$  is

$$F = -\left. \frac{dU}{dr} \right|_{r=r_{\text{eq}}} = 0 \quad \Rightarrow \quad -\frac{12A}{r_{\text{eq}}^{13}} + \frac{6B}{r_{\text{eq}}^7} = 0$$

which leads to the result

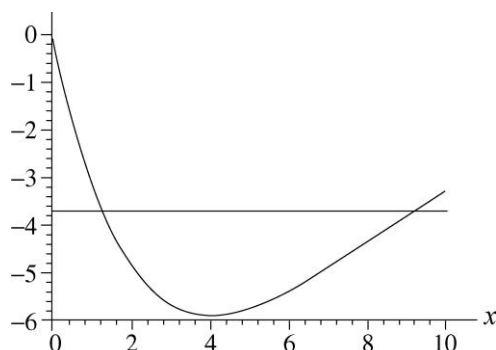
$$r_{\text{eq}} = \left( \frac{2A}{B} \right)^{\frac{1}{6}} = 1.12 \left( \frac{A}{B} \right)^{\frac{1}{6}}.$$

(b) This defines a minimum in the potential energy curve (as can be verified either by a graph or by taking another derivative and verifying that it is concave upward at this point), which means that for values of  $r$  slightly smaller than  $r_{\text{eq}}$  the slope of the curve is negative (so the force is positive, repulsive).

(c) And for values of  $r$  slightly larger than  $r_{\text{eq}}$  the slope of the curve must be positive (so the force is negative, attractive).

41. (a) The energy at  $x = 5.0 \text{ m}$  is  $E = K + U = 2.0 \text{ J} - 5.7 \text{ J} = -3.7 \text{ J}$ .

(b) A plot of the potential energy curve (SI units understood) and the energy  $E$  (the horizontal line) is shown for  $0 \leq x \leq 10$  m.



(c) The problem asks for a graphical determination of the turning points, which are the points on the curve corresponding to the total energy computed in part (a). The result for the smallest turning point (determined, to be honest, by more careful means) is  $x = 1.3$  m.

(d) And the result for the largest turning point is  $x = 9.1$  m.

(e) Since  $K = E - U$ , then maximizing  $K$  involves finding the minimum of  $U$ . A graphical determination suggests that this occurs at  $x = 4.0$  m, which plugs into the expression  $E - U = -3.7 - (-4xe^{-x/4})$  to give  $K = 2.16 \text{ J} \approx 2.2 \text{ J}$ . Alternatively, one can measure from the graph from the minimum of the  $U$  curve up to the level representing the total energy  $E$  and thereby obtain an estimate of  $K$  at that point.

(f) As mentioned in the previous part, the minimum of the  $U$  curve occurs at  $x = 4.0$  m.

(g) The force (understood to be in newtons) follows from the potential energy, using Eq. 8-20 (and Appendix E if students are unfamiliar with such derivatives).

$$F = \frac{dU}{dx} = (4 - x)e^{-x/4}$$

(h) This revisits the considerations of parts (d) and (e) (since we are returning to the minimum of  $U(x)$ ) — but now with the advantage of having the analytic result of part (g). We see that the location that produces  $F = 0$  is exactly  $x = 4.0$  m.

42. Since the velocity is constant,  $\vec{a} = 0$  and the horizontal component of the worker's push  $F \cos \theta$  (where  $\theta = 32^\circ$ ) must equal the friction force magnitude  $f_k = \mu_k F_N$ . Also, the vertical forces must cancel, implying

$$W_{\text{applied}} = (8.0\text{N})(0.70\text{m}) = 5.6 \text{ J}$$

which is solved to find  $F = 71 \text{ N}$ .

(a) The work done on the block by the worker is, using Eq. 7-7,

$$W = Fd \cos \theta = (71 \text{ N})(9.2 \text{ m}) \cos 32^\circ = 5.6 \times 10^2 \text{ J}.$$

(b) Since  $f_k = \mu_k (mg + F \sin \theta)$ , we find  $\Delta E_{\text{th}} = f_k d = (60 \text{ N})(9.2 \text{ m}) = 5.6 \times 10^2 \text{ J}$ .

43. (a) Using Eq. 7-8, we have  $W_{\text{applied}} = (8.0 \text{ N})(0.70 \text{ m}) = 5.6 \text{ J}$ .

(b) Using Eq. 8-31, the thermal energy generated is  $\Delta E_{\text{th}} = f_k d = (5.0 \text{ N})(0.70 \text{ m}) = 3.5 \text{ J}$ .

44. (a) The work is  $W = Fd = (35.0 \text{ N})(3.00 \text{ m}) = 105 \text{ J}$ .

(b) The total amount of energy that has gone to thermal forms is (see Eq. 8-31 and Eq. 6-2)

$$\Delta E_{\text{th}} = \mu_k mgd = (0.600)(4.00 \text{ kg})(9.80 \text{ m/s}^2)(3.00 \text{ m}) = 70.6 \text{ J}.$$

If 40.0 J has gone to the block then  $(70.6 - 40.0) \text{ J} = 30.6 \text{ J}$  has gone to the floor.

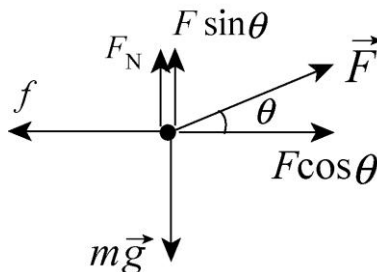
(c) Much of the work (105 J) has been “wasted” due to the 70.6 J of thermal energy generated, but there still remains  $(105 - 70.6) \text{ J} = 34.4 \text{ J}$  that has gone into increasing the kinetic energy of the block. (It has not gone into increasing the potential energy of the block because the floor is presumed to be horizontal.)

45. **THINK** Work is done against friction while pulling a block along the floor at a constant speed.

**EXPRESS** Place the  $x$ -axis along the path of the block and the  $y$ -axis normal to the floor. The free-body diagram is shown below. The  $x$  and the  $y$  component of Newton's second law are

$$\begin{aligned} x: \quad & F \cos \theta - f = 0 \\ y: \quad & F_N + F \sin \theta - mg = 0, \end{aligned}$$

where  $m$  is the mass of the block,  $F$  is the force exerted by the rope,  $f$  is the magnitude of the kinetic friction force, and  $\theta$  is the angle between that force and the horizontal.



The work done on the block by the force in the rope is  $W = Fd \cos \theta$ . Similarly, the increase in thermal energy of the block-floor system due to the frictional force is given by Eq. 8-29,  $\Delta E_{\text{th}} = fd$ .

**ANALYZE** (a) Substituting the values given, we find the work done on the block by the rope's force to be

$$W = Fd \cos \theta = (7.68 \text{ N})(4.06 \text{ m}) \cos 15.0^\circ = 30.1 \text{ J}.$$

(b) The increase in thermal energy is  $\Delta E_{\text{th}} = fd = (7.42 \text{ N})(4.06 \text{ m}) = 30.1 \text{ J}$ .

(c) We can use Newton's second law of motion to obtain the frictional and normal forces, then use  $\mu_k = f/F_N$  to obtain the coefficient of friction. The  $x$ -component of Newton's law gives

$$f = F \cos \theta = (7.68 \text{ N}) \cos 15.0^\circ = 7.42 \text{ N}.$$

Similarly, the  $y$ -component yields

$$F_N = mg - F \sin \theta = (3.57 \text{ kg})(9.8 \text{ m/s}^2) - (7.68 \text{ N}) \sin 15.0^\circ = 33.0 \text{ N}.$$

Thus, the coefficient of kinetic friction is

$$\mu_k = \frac{f}{F_N} = \frac{7.42 \text{ N}}{33.0 \text{ N}} = 0.225.$$

**LEARN** In this problem, the block moves at a constant speed so that  $\Delta K = 0$ , i.e., no change in kinetic energy. The work done by the external force is converted into thermal energy of the system,  $W = \Delta E_{\text{th}}$ .

46. We work this using English units (with  $g = 32 \text{ ft/s}^2$ ), but for consistency we convert the weight to pounds

$$mg = (9.0) \text{ oz} \left( \frac{1 \text{ lb}}{16 \text{ oz}} \right) = 0.56 \text{ lb}$$

which implies  $m = 0.018 \text{ lb} \cdot \text{s}^2/\text{ft}$  (which can be phrased as 0.018 slug as explained in Appendix D). And we convert the initial speed to feet-per-second

$$v_i = (81.8 \text{ mi/h}) \left( \frac{5280 \text{ ft/mi}}{3600 \text{ s/h}} \right) = 120 \text{ ft/s}$$

or a more “direct” conversion from Appendix D can be used. Equation 8-30 provides  $\Delta E_{\text{th}} = -\Delta E_{\text{mec}}$  for the energy “lost” in the sense of this problem. Thus,

$$\Delta E_{\text{th}} = \frac{1}{2}m(v_i^2 - v_f^2) + mg(y_i - y_f) = \frac{1}{2}(0.018)(120^2 - 110^2) + 0 = 20 \text{ ft} \cdot \text{lb.}$$

47. We use SI units so  $m = 0.075 \text{ kg}$ . Equation 8-33 provides  $\Delta E_{\text{th}} = -\Delta E_{\text{mec}}$  for the energy “lost” in the sense of this problem. Thus,

$$\begin{aligned} \Delta E_{\text{th}} &= \frac{1}{2}m(v_i^2 - v_f^2) + mg(y_i - y_f) \\ &= \frac{1}{2}(0.075 \text{ kg})[(12 \text{ m/s})^2 - (10.5 \text{ m/s})^2] + (0.075 \text{ kg})(9.8 \text{ m/s}^2)(1.1 \text{ m} - 2.1 \text{ m}) \\ &= 0.53 \text{ J.} \end{aligned}$$

48. We use Eq. 8-31 to obtain  $\Delta E_{\text{th}} = f_k d = (10 \text{ N})(5.0 \text{ m}) = 50 \text{ J}$ , and Eq. 7-8 to get

$$W = Fd = (2.0 \text{ N})(5.0 \text{ m}) = 10 \text{ J.}$$

Similarly, Eq. 8-31 gives

$$\begin{aligned} W &= \Delta K + \Delta U + \Delta E_{\text{th}} \\ 10 &= 35 + \Delta U + 50 \end{aligned}$$

which yields  $\Delta U = -75 \text{ J}$ . By Eq. 8-1, then, the work done by gravity is  $W = -\Delta U = 75 \text{ J}$ .

49. **THINK** As the bear slides down the tree, its gravitational potential energy is converted into both kinetic energy and thermal energy.

**EXPRESS** We take the initial gravitational potential energy to be  $U_i = mgL$ , where  $L$  is the length of the tree, and final gravitational potential energy at the bottom to be  $U_f = 0$ . To solve this problem, we note that the changes in the mechanical and thermal energies must sum to zero.

**ANALYZE** (a) Substituting the values given, the change in gravitational potential energy is

$$\Delta U = U_f - U_i = -mgL = -(25 \text{ kg})(9.8 \text{ m/s}^2)(12 \text{ m}) = -2.9 \times 10^3 \text{ J.}$$

(b) The final speed is  $v_f = 5.6 \text{ m/s}$ . Therefore, the kinetic energy is

$$K_f = \frac{1}{2}mv_f^2 = \frac{1}{2}(25 \text{ kg})(5.6 \text{ m/s})^2 = 3.9 \times 10^2 \text{ J.}$$

(c) The change in thermal energy is  $\Delta E_{\text{th}} = fL$ , where  $f$  is the magnitude of the average frictional force; therefore, from  $\Delta E_{\text{th}} + \Delta K + \Delta U = 0$ , we find  $f$  to be

$$f = -\frac{\Delta K + \Delta U}{L} = -\frac{3.9 \times 10^2 \text{ J} - 2.9 \times 10^3 \text{ J}}{12 \text{ m}} = 2.1 \times 10^2 \text{ N.}$$

**LEARN** In this problem, no external work is done to the bear. Therefore,

$$W = \Delta E_{\text{th}} + \Delta E_{\text{mech}} = \Delta E_{\text{th}} + \Delta K + \Delta U = 0,$$

which implies  $\Delta K = -\Delta U - \Delta E_{\text{th}} = -\Delta U - fL$ . Thus,  $\Delta E_{\text{th}} = fL$  can be interpreted as the additional change (decrease) in kinetic energy due to frictional force.

50. Equation 8-33 provides  $\Delta E_{\text{th}} = -\Delta E_{\text{mec}}$  for the energy “lost” in the sense of this problem. Thus,

$$\begin{aligned} \Delta E_{\text{th}} &= \frac{1}{2}m(v_i^2 - v_f^2) + mg(y_i - y_f) \\ &= \frac{1}{2}(60 \text{ kg})[(24 \text{ m/s})^2 - (22 \text{ m/s})^2] + (60 \text{ kg})(9.8 \text{ m/s}^2)(14 \text{ m}) \\ &= 1.1 \times 10^4 \text{ J}. \end{aligned}$$

That the angle of  $25^\circ$  is nowhere used in this calculation is indicative of the fact that energy is a scalar quantity.

51. (a) The initial potential energy is

$$U_i = mgy_i = (520 \text{ kg}) (9.8 \text{ m/s}^2) (300 \text{ m}) = 1.53 \times 10^6 \text{ J}$$

where +y is upward and  $y = 0$  at the bottom (so that  $U_f = 0$ ).

(b) Since  $f_k = \mu_k F_N = \mu_k mg \cos \theta$  we have  $\Delta E_{\text{th}} = f_k d = \mu_k mgd \cos \theta$  from Eq. 8-31. Now, the hillside surface (of length  $d = 500 \text{ m}$ ) is treated as an hypotenuse of a 3-4-5 triangle, so  $\cos \theta = x/d$  where  $x = 400 \text{ m}$ . Therefore,

$$\Delta E_{\text{th}} = \mu_k mgd \frac{x}{d} = \mu_k mgx = (0.25)(520)(9.8)(400) = 5.1 \times 10^5 \text{ J}.$$

(c) Using Eq. 8-31 (with  $W = 0$ ) we find

$$K_f = K_i + U_i - U_f - \Delta E_{\text{th}} = 0 + (1.53 \times 10^6 \text{ J}) - 0 - (5.1 \times 10^5 \text{ J}) = 1.02 \times 10^6 \text{ J}.$$

(d) From  $K_f = mv^2/2$ , we obtain  $v = 63 \text{ m/s}$ .

52. (a) An appropriate picture (once friction is included) for this problem is Figure 8-3 in the textbook. We apply Eq. 8-31,  $\Delta E_{\text{th}} = f_k d$ , and relate initial kinetic energy  $K_i$  to the “resting” potential energy  $U_r$ :

$$K_i + U_i = f_k d + K_r + U_r \Rightarrow 20.0 \text{ J} + 0 = f_k d + 0 + \frac{1}{2}kd^2$$

where  $f_k = 10.0$  N and  $k = 400$  N/m. We solve the equation for  $d$  using the quadratic formula or by using the polynomial solver on an appropriate calculator, with  $d = 0.292$  m being the only positive root.

(b) We apply Eq. 8-31 again and relate  $U_r$  to the "second" kinetic energy  $K_s$  it has at the unstretched position.

$$K_r + U_r = f_k d + K_s + U_s \Rightarrow \frac{1}{2} k d^2 = f_k d + K_s + 0$$

Using the result from part (a), this yields  $K_s = 14.2$  J.

53. (a) The vertical forces acting on the block are the normal force, upward, and the force of gravity, downward. Since the vertical component of the block's acceleration is zero, Newton's second law requires  $F_N = mg$ , where  $m$  is the mass of the block. Thus  $f = \mu_k F_N = \mu_k mg$ . The increase in thermal energy is given by  $\Delta E_{\text{th}} = fd = \mu_k mgD$ , where  $D$  is the distance the block moves before coming to rest. Using Eq. 8-29, we have

$$\Delta E_{\text{th}} = (0.25)(3.5 \text{ kg})(9.8 \text{ m/s}^2)(7.8 \text{ m}) = 67 \text{ J}.$$

(b) The block has its maximum kinetic energy  $K_{\text{max}}$  just as it leaves the spring and enters the region where friction acts. Therefore, the maximum kinetic energy equals the thermal energy generated in bringing the block back to rest, 67 J.

(c) The energy that appears as kinetic energy is originally in the form of potential energy in the compressed spring. Thus,  $K_{\text{max}} = U_i = \frac{1}{2} kx^2$ , where  $k$  is the spring constant and  $x$  is the compression. Thus,

$$x = \sqrt{\frac{2K_{\text{max}}}{k}} = \sqrt{\frac{2(67 \text{ J})}{640 \text{ N/m}}} = 0.46 \text{ m}.$$

54. (a) Using the force analysis shown in Chapter 6, we find the normal force  $F_N = mg \cos \theta$  (where  $mg = 267$  N) which means

$$f_k = \mu_k F_N = \mu_k mg \cos \theta.$$

Thus, Eq. 8-31 yields

$$\Delta E_{\text{th}} = f_k d = \mu_k mgd \cos \theta = (0.10)(267)(6.1) \cos 20^\circ = 1.5 \times 10^2 \text{ J}.$$

(b) The potential energy change is

$$\Delta U = mg(-d \sin \theta) = (267 \text{ N})(-6.1 \text{ m}) \sin 20^\circ = -5.6 \times 10^2 \text{ J}.$$

The initial kinetic energy is

$$K_i = \frac{1}{2}mv_i^2 = \frac{1}{2}\left(\frac{267\text{ N}}{9.8\text{ m/s}^2}\right)(0.457\text{ m/s}^2) = 2.8\text{ J.}$$

Therefore, using Eq. 8-33 (with  $W = 0$ ), the final kinetic energy is

$$K_f = K_i - \Delta U - \Delta E_{\text{th}} = 2.8 - (-5.6 \times 10^2) - 1.5 \times 10^2 = 4.1 \times 10^2\text{ J.}$$

Consequently, the final speed is  $v_f = \sqrt{2K_f/m} = 5.5\text{ m/s}$ .

55. (a) With  $x = 0.075\text{ m}$  and  $k = 320\text{ N/m}$ , Eq. 7-26 yields  $W_s = -\frac{1}{2}kx^2 = -0.90\text{ J}$ . For later reference, this is equal to the negative of  $\Delta U$ .

(b) Analyzing forces, we find  $F_N = mg$ , which means  $f_k = \mu_k F_N = \mu_k mg$ . With  $d = x$ , Eq. 8-31 yields

$$\Delta E_{\text{th}} = f_k d = \mu_k mgx = (0.25)(2.5)(9.8)(0.075) = 0.46\text{ J.}$$

(c) Equation 8-33 (with  $W = 0$ ) indicates that the initial kinetic energy is

$$K_i = \Delta U + \Delta E_{\text{th}} = 0.90 + 0.46 = 1.36\text{ J}$$

which leads to  $v_i = \sqrt{2K_i/m} = 1.0\text{ m/s}$ .

56. Energy conservation, as expressed by Eq. 8-33 (with  $W = 0$ ) leads to

$$\begin{aligned} \Delta E_{\text{th}} = K_i - K_f + U_i - U_f &\Rightarrow f_k d = 0 - 0 + \frac{1}{2}kx^2 - 0 \\ \Rightarrow \mu_k mgd &= \frac{1}{2}(200\text{ N/m})(0.15\text{ m})^2 \Rightarrow \mu_k(2.0\text{ kg})(9.8\text{ m/s}^2)(0.75\text{ m}) = 2.25\text{ J} \end{aligned}$$

which yields  $\mu_k = 0.15$  as the coefficient of kinetic friction.

57. Since the valley is frictionless, the only reason for the speed being less when it reaches the higher level is the gain in potential energy  $\Delta U = mgh$  where  $h = 1.1\text{ m}$ . Sliding along the rough surface of the higher level, the block finally stops since its remaining kinetic energy has turned to thermal energy  $\Delta E_{\text{th}} = f_k d = \mu mgd$ , where  $\mu = 0.60$ . Thus, Eq. 8-33 (with  $W = 0$ ) provides us with an equation to solve for the distance  $d$ :

$$K_i = \Delta U + \Delta E_{\text{th}} = mg(h + \mu d)$$

where  $K_i = mv_i^2/2$  and  $v_i = 6.0\text{ m/s}$ . Dividing by mass and rearranging, we obtain



$$d = \frac{v_i^2}{2\mu g} - \frac{h}{\mu} = 1.2 \text{ m.}$$

58. This can be worked entirely by the methods of Chapters 2–6, but we will use energy methods in as many steps as possible.

(a) By a force analysis of the style done in Chapter 6, we find the normal force has magnitude  $F_N = mg \cos \theta$  (where  $\theta = 40^\circ$ ), which means  $f_k = \mu_k F_N = \mu_k mg \cos \theta$  where  $\mu_k = 0.15$ . Thus, Eq. 8-31 yields

$$\Delta E_{\text{th}} = f_k d = \mu_k mgd \cos \theta.$$

Also, elementary trigonometry leads us to conclude that  $\Delta U = mgd \sin \theta$ . Eq. 8-33 (with  $W = 0$  and  $K_f = 0$ ) provides an equation for determining  $d$ :

$$\begin{aligned} K_i &= \Delta U + \Delta E_{\text{th}} \\ \frac{1}{2}mv_i^2 &= mgd(\sin \theta + \mu_k \cos \theta) \end{aligned}$$

where  $v_i = 1.4 \text{ m/s}$ . Dividing by mass and rearranging, we obtain

$$d = \frac{v_i^2}{2g(\sin \theta + \mu_k \cos \theta)} = 0.13 \text{ m.}$$

(b) Now that we know where on the incline it stops ( $d' = 0.13 + 0.55 = 0.68 \text{ m}$  from the bottom), we can use Eq. 8-33 again (with  $W = 0$  and now with  $K_i = 0$ ) to describe the final kinetic energy (at the bottom):

$$\begin{aligned} K_f &= -\Delta U - \Delta E_{\text{th}} \\ \frac{1}{2}mv^2 &= mgd'(\sin \theta - \mu_k \cos \theta) \end{aligned}$$

which — after dividing by the mass and rearranging — yields

$$v = \sqrt{2gd'(\sin \theta - \mu_k \cos \theta)} = 2.7 \text{ m/s.}$$

(c) In part (a) it is clear that  $d$  increases if  $\mu_k$  decreases — both mathematically (since it is a positive term in the denominator) and intuitively (less friction — less energy “lost”). In part (b), there are two terms in the expression for  $v$  that imply that it should increase if  $\mu_k$  were smaller: the increased value of  $d' = d_0 + d$  and that last factor  $\sin \theta - \mu_k \cos \theta$ , which indicates that less is being subtracted from  $\sin \theta$  when  $\mu_k$  is less (so the factor itself increases in value).

59. (a) The maximum height reached is  $h$ . The thermal energy generated by air resistance as the stone rises to this height is  $\Delta E_{\text{th}} = fh$  by Eq. 8-31. We use energy conservation in the form of Eq. 8-33 (with  $W = 0$ ):

$$K_f + U_f + \Delta E_{\text{th}} = K_i + U_i$$

and we take the potential energy to be zero at the throwing point (ground level). The initial kinetic energy is  $K_i = \frac{1}{2}mv_0^2$ , the initial potential energy is  $U_i = 0$ , the final kinetic energy is  $K_f = 0$ , and the final potential energy is  $U_f = wh$ , where  $w = mg$  is the weight of the stone. Thus,  $wh + fh = \frac{1}{2}mv_0^2$ , and we solve for the height:

$$h = \frac{mv_0^2}{2(w+f)} = \frac{v_0^2}{2g(1+f/w)}.$$

Numerically, we have, with  $m = (5.29 \text{ N})/(9.80 \text{ m/s}^2) = 0.54 \text{ kg}$ ,

$$h = \frac{(20.0 \text{ m/s})^2}{2(9.80 \text{ m/s}^2)(1+0.265/5.29)} = 19.4 \text{ m}.$$

(b) We notice that the force of the air is downward on the trip up and upward on the trip down, since it is opposite to the direction of motion. Over the entire trip the increase in thermal energy is  $\Delta E_{\text{th}} = 2fh$ . The final kinetic energy is  $K_f = \frac{1}{2}mv^2$ , where  $v$  is the speed of the stone just before it hits the ground. The final potential energy is  $U_f = 0$ . Thus, using Eq. 8-31 (with  $W = 0$ ), we find

$$\frac{1}{2}mv^2 + 2fh = \frac{1}{2}mv_0^2.$$

We substitute the expression found for  $h$  to obtain

$$\frac{2fv_0^2}{2g(1+f/w)} = \frac{1}{2}mv^2 - \frac{1}{2}mv_0^2$$

which leads to

$$v^2 = v_0^2 - \frac{2fv_0^2}{mg(1+f/w)} = v_0^2 - \frac{2fv_0^2}{w(1+f/w)} = v_0^2 \left( 1 - \frac{2f}{w+f} \right) = v_0^2 \frac{w-f}{w+f}$$

where  $w$  was substituted for  $mg$  and some algebraic manipulations were carried out. Therefore,

$$v = v_0 \sqrt{\frac{w-f}{w+f}} = (20.0 \text{ m/s}) \sqrt{\frac{5.29 \text{ N} - 0.265 \text{ N}}{5.29 \text{ N} + 0.265 \text{ N}}} = 19.0 \text{ m/s}.$$

60. We look for the distance along the incline  $d$ , which is related to the height ascended by  $\Delta h = d \sin \theta$ . By a force analysis of the style done in Chapter 6, we find the normal force has magnitude  $F_N = mg \cos \theta$ , which means  $f_k = \mu_k mg \cos \theta$ . Thus, Eq. 8-33 (with  $W = 0$ ) leads to

$$\begin{aligned} 0 &= K_f - K_i + \Delta U + \Delta E_{\text{th}} \\ &= 0 - K_i + mgd \sin \theta + \mu_k mgd \cos \theta \end{aligned}$$

which leads to

$$d = \frac{K_i}{mg(\sin \theta + \mu_k \cos \theta)} = \frac{128}{(4.0)(9.8)(\sin 30^\circ + 0.30 \cos 30^\circ)} = 4.3 \text{ m}.$$

61. Before the launch, the mechanical energy is  $\Delta E_{\text{mech},0} = 0$ . At the maximum height  $h$  where the speed of the beetle vanishes, the mechanical energy is  $\Delta E_{\text{mech},1} = mgh$ . The change of the mechanical energy is related to the external force by

$$\Delta E_{\text{mech}} = \Delta E_{\text{mech},1} - \Delta E_{\text{mech},0} = mgh = F_{\text{avg}} d \cos \phi,$$

where  $F_{\text{avg}}$  is the average magnitude of the external force on the beetle.

(a) From the above equation, we have

$$F_{\text{avg}} = \frac{mgh}{d \cos \phi} = \frac{(4.0 \times 10^{-6} \text{ kg})(9.80 \text{ m/s}^2)(0.30 \text{ m})}{(7.7 \times 10^{-4} \text{ m})(\cos 0^\circ)} = 1.5 \times 10^{-2} \text{ N}.$$

(b) Dividing the above result by the mass of the beetle, we obtain

$$a = \frac{F_{\text{avg}}}{m} = \frac{h}{d \cos \phi} g = \frac{(0.30 \text{ m})}{(7.7 \times 10^{-4} \text{ m})(\cos 0^\circ)} g = 3.8 \times 10^2 g.$$

62. We will refer to the point where it first encounters the “rough region” as point  $C$  (this is the point at a height  $h$  above the reference level). From Eq. 8-17, we find the speed it has at point  $C$  to be

$$v_C = \sqrt{v_A^2 - 2gh} = \sqrt{(8.0)^2 - 2(9.8)(2.0)} = 4.980 \approx 5.0 \text{ m/s}.$$

Thus, we see that its kinetic energy right at the beginning of its “rough slide” (heading uphill towards  $B$ ) is

$$K_C = \frac{1}{2} m(4.980 \text{ m/s})^2 = 12.4m$$

(with SI units understood). Note that we “carry along” the mass (as if it were a known quantity); as we will see, it will cancel out, shortly. Using Eq. 8-37 (and Eq. 6-2 with  $F_N = mg \cos \theta$ ) and  $y = d \sin \theta$ , we note that if  $d < L$  (the block does not reach point  $B$ ), this kinetic energy will turn entirely into thermal (and potential) energy

$$K_C = mgy + f_k d \Rightarrow 12.4m = mgd \sin \theta + \mu_k mgd \cos \theta.$$

With  $\mu_k = 0.40$  and  $\theta = 30^\circ$ , we find  $d = 1.49$  m, which is greater than  $L$  (given in the problem as 0.75 m), so our assumption that  $d < L$  is incorrect. What is its kinetic energy as it reaches point  $B$ ? The calculation is similar to the above, but with  $d$  replaced by  $L$  and the final  $v^2$  term being the unknown (instead of assumed zero):

$$\frac{1}{2} m v^2 = K_C - (mgL \sin \theta + \mu_k mgL \cos \theta).$$

This determines the speed with which it arrives at point  $B$ :

$$\begin{aligned} v_B &= \sqrt{v_C^2 - 2gL(\sin \theta + \mu_k \cos \theta)} \\ &= \sqrt{(4.98 \text{ m/s})^2 - 2(9.80 \text{ m/s}^2)(0.75 \text{ m})(\sin 30^\circ + 0.4 \cos 30^\circ)} = 3.5 \text{ m/s}. \end{aligned}$$

63. We observe that the last line of the problem indicates that static friction is not to be considered a factor in this problem. The friction force of magnitude  $f = 4400$  N mentioned in the problem is kinetic friction and (as mentioned) is constant (and directed upward), and the thermal energy change associated with it is  $\Delta E_{\text{th}} = fd$  (Eq. 8-31) where  $d = 3.7$  m in part (a) (but will be replaced by  $x$ , the spring compression, in part (b)).

(a) With  $W = 0$  and the reference level for computing  $U = mgy$  set at the top of the (relaxed) spring, Eq. 8-33 leads to

$$U_i = K + \Delta E_{\text{th}} \Rightarrow v = \sqrt{2d \left( g - \frac{f}{m} \right)}$$

which yields  $v = 7.4$  m/s for  $m = 1800$  kg.

(b) We again utilize Eq. 8-33 (with  $W = 0$ ), now relating its kinetic energy at the moment it makes contact with the spring to the system energy at the bottom-most point. Using the same reference level for computing  $U = mgy$  as we did in part (a), we end up with gravitational potential energy equal to  $mg(-x)$  at that bottom-most point, where the spring (with spring constant  $k = 1.5 \times 10^5$  N/m) is fully compressed.

$$K = mg(-x) + \frac{1}{2} kx^2 + fx$$

where  $K = \frac{1}{2}mv^2 = 4.9 \times 10^4 \text{ J}$  using the speed found in part (a). Using the abbreviation  $\xi = mg - f = 1.3 \times 10^4 \text{ N}$ , the quadratic formula yields

$$x = \frac{\xi \pm \sqrt{\xi^2 + 2kK}}{k} = 0.90 \text{ m}$$

where we have taken the positive root.

(c) We relate the energy at the bottom-most point to that of the highest point of rebound (a distance  $d'$  above the relaxed position of the spring). We assume  $d' > x$ . We now use the bottom-most point as the reference level for computing gravitational potential energy.

$$\frac{1}{2}kx^2 = mgd' + fd' \Rightarrow d' = \frac{kx^2}{2(mg + d)} = 2.8 \text{ m.}$$

(d) The non-conservative force (§8-1) is friction, and the energy term associated with it is the one that keeps track of the total distance traveled (whereas the potential energy terms, coming as they do from conservative forces, depend on positions — but not on the paths that led to them). We assume the elevator comes to final rest at the equilibrium position of the spring, with the spring compressed an amount  $d_{\text{eq}}$  given by

$$mg = kd_{\text{eq}} \Rightarrow d_{\text{eq}} = \frac{mg}{k} = 0.12 \text{ m.}$$

In this part, we use that final-rest point as the reference level for computing gravitational potential energy, so the original  $U = mgy$  becomes  $mg(d_{\text{eq}} + d)$ . In that final position, then, the gravitational energy is zero and the spring energy is  $kd_{\text{eq}}^2/2$ . Thus, Eq. 8-33 becomes

$$mg(d_{\text{eq}} + d) = \frac{1}{2}kd_{\text{eq}}^2 + fd_{\text{total}}$$

$$(1800)(9.8)(0.12 + 3.7) = \frac{1}{2}(1.5 \times 10^5)(0.12)^2 + (4400)d_{\text{total}}$$

which yields  $d_{\text{total}} = 15 \text{ m}$ .

64. In the absence of friction, we have a simple conversion (as it moves along the inclined ramps) of energy between the kinetic form (Eq. 7-1) and the potential form (Eq. 8-9). Along the horizontal plateaus, however, there is friction that causes some of the kinetic energy to dissipate in accordance with Eq. 8-31 (along with Eq. 6-2 where  $\mu_k = 0.50$  and  $F_N = mg$  in this situation). Thus, after it slides down a (vertical) distance  $d$  it has gained  $K = \frac{1}{2}mv^2 = mgd$ , some of which ( $\Delta E_{\text{th}} = \mu_k mgd$ ) is dissipated, so that the value of kinetic energy at the end of the first plateau (just before it starts descending towards the lowest plateau) is

$$K = mgd - \mu_k mgd = \frac{1}{2} mgd .$$

In its descent to the lowest plateau, it gains  $mgd/2$  more kinetic energy, but as it slides across it “loses”  $\mu_k mgd/2$  of it. Therefore, as it starts its climb up the right ramp, it has kinetic energy equal to

$$K = \frac{1}{2} mgd + \frac{1}{2} mgd - \frac{1}{2} \mu_k mgd = \frac{3}{4} mgd .$$

Setting this equal to Eq. 8-9 (to find the height to which it climbs) we get  $H = \frac{3}{4}d$ . Thus, the block (momentarily) stops on the inclined ramp at the right, at a height of

$$H = 0.75d = 0.75 (40 \text{ cm}) = 30 \text{ cm}$$

measured from the lowest plateau.

65. The initial and final kinetic energies are zero, and we set up energy conservation in the form of Eq. 8-33 (with  $W = 0$ ) according to our assumptions. Certainly, it can only come to a permanent stop somewhere in the flat part, but the question is whether this occurs during its first pass through (going rightward) or its second pass through (going leftward) or its third pass through (going rightward again), and so on. If it occurs during its first pass through, then the thermal energy generated is  $\Delta E_{\text{th}} = f_k d$  where  $d \leq L$  and  $f_k = \mu_k mg$ . If it occurs during its second pass through, then the total thermal energy is  $\Delta E_{\text{th}} = \mu_k mg(L + d)$  where we again use the symbol  $d$  for how far through the level area it goes during that last pass (so  $0 \leq d \leq L$ ). Generalizing to the  $n^{\text{th}}$  pass through, we see that

$$\Delta E_{\text{th}} = \mu_k mg[(n - 1)L + d].$$

In this way, we have

$$mgh = \mu_k mg((n - 1)L + d)$$

which simplifies (when  $h = L/2$  is inserted) to

$$\frac{d}{L} = 1 + \frac{1}{2\mu_k} - n.$$

The first two terms give  $1 + 1/2\mu_k = 3.5$ , so that the requirement  $0 \leq d/L \leq 1$  demands that  $n = 3$ . We arrive at the conclusion that  $d/L = \frac{1}{2}$ , or

$$d = \frac{1}{2}L = \frac{1}{2}(40 \text{ cm}) = 20 \text{ cm}$$

and that this occurs on its third pass through the flat region.

66. (a) Equation 8-9 gives  $U = mgh = (3.2 \text{ kg})(9.8 \text{ m/s}^2)(3.0 \text{ m}) = 94 \text{ J}$ .

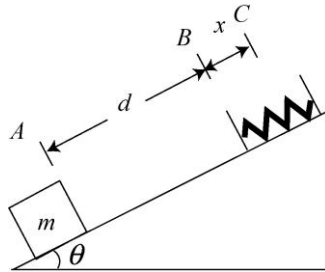
(b) The mechanical energy is conserved, so  $K = 94 \text{ J}$ .

(c) The speed (from solving Eq. 7-1) is

$$v = \sqrt{2K/m} = \sqrt{2(94 \text{ J})/(32 \text{ kg})} = 7.7 \text{ m/s}.$$

67. **THINK** As the block is projected up the inclined plane, its kinetic energy is converted into gravitational potential energy and elastic potential energy of the spring. The block compresses the spring, stopping momentarily before sliding back down again.

**EXPRESS** Let  $A$  be the starting point and the reference point for computing gravitational potential energy ( $U_A = 0$ ). The block first comes into contact with the spring at  $B$ . The spring is compressed by an additional amount  $x$  at  $C$ , as shown in the figure below.



By energy conservation,  $K_A + U_A = K_B + U_B = K_C + U_C$ . Note that

$$U = U_g + U_s = mgy + \frac{1}{2}kx^2,$$

i.e., the total potential energy is the sum of gravitational potential energy and elastic potential energy of the spring.

**ANALYZE** (a) At the instant when  $x_C = 0.20 \text{ m}$ , the vertical height is

$$y_C = (d + x_C) \sin \theta = (0.60 \text{ m} + 0.20 \text{ m}) \sin 40^\circ = 0.514 \text{ m}.$$

Applying energy conservation principle gives

$$K_A + U_A = K_C + U_C \Rightarrow 16 \text{ J} + 0 = K_C + mgy_C + \frac{1}{2}kx_C^2$$

from which we obtain

$$\begin{aligned}
 K_C &= K_A - mgy_C - \frac{1}{2}kx_C^2 \\
 &= 16 \text{ J} - (1.0 \text{ kg})(9.8 \text{ m/s}^2)(0.514 \text{ m}) - \frac{1}{2}(200 \text{ N/m})(0.20 \text{ m})^2 = 6.96 \text{ J} \approx 7.0 \text{ J}.
 \end{aligned}$$

(b) At the instant when  $x'_C = 0.40 \text{ m}$ , the vertical height is

$$y'_C = (d + x'_C)\sin\theta = (0.60 \text{ m} + 0.40 \text{ m})\sin 40^\circ = 0.64 \text{ m}.$$

Applying energy conservation principle, we have  $K'_A + U'_A = K'_C + U'_C$ . Since  $U'_A = 0$ , the initial kinetic energy that gives  $K'_C = 0$  is

$$\begin{aligned}
 K'_A &= U'_C = mgy'_C + \frac{1}{2}kx_C'^2 \\
 &= (1.0 \text{ kg})(9.8 \text{ m/s}^2)(0.64 \text{ m}) + \frac{1}{2}(200 \text{ N/m})(0.40 \text{ m})^2 \\
 &= 22 \text{ J}.
 \end{aligned}$$

**LEARN** Comparing the results found in (a) and (b), we see that more kinetic energy is required to move the block higher in the inclined plane to achieve a greater spring compression.

68. (a) At the point of maximum height, where  $y = 140 \text{ m}$ , the vertical component of velocity vanishes but the horizontal component remains what it was when it was launched (if we neglect air friction). Its kinetic energy at that moment is

$$K = \frac{1}{2}(0.55 \text{ kg})v_x^2.$$

Also, its potential energy (with the reference level chosen at the level of the cliff edge) at that moment is  $U = mgy = 755 \text{ J}$ . Thus, by mechanical energy conservation,

$$K = K_i - U = 1550 - 755 \Rightarrow v_x = \sqrt{\frac{2(1550 - 755)}{0.55}} = 54 \text{ m/s}.$$

(b) As mentioned,  $v_x = v_{ix}$  so that the initial kinetic energy

$$K_i = \frac{1}{2}m(v_{ix}^2 + v_{iy}^2)$$

can be used to find  $v_{iy}$ . We obtain  $v_{iy} = 52 \text{ m/s}$ .

(c) Applying Eq. 2-16 to the vertical direction (with +y upward), we have



$$v_y^2 = v_{iy}^2 - 2g\Delta y \Rightarrow (65 \text{ m/s})^2 = (52 \text{ m/s})^2 - 2(9.8 \text{ m/s}^2)\Delta y$$

which yields  $\Delta y = -76 \text{ m}$ . The minus sign tells us it is below its launch point.

**69. THINK** The two blocks are connected by a cord. As block  $B$  falls, block  $A$  moves up the incline.

**EXPRESS** If the larger mass (block  $B$ ,  $m_B = 2.0 \text{ kg}$ ) falls a vertical distance  $d = 0.25 \text{ m}$ , then the smaller mass (block  $A$ ,  $m_A = 1.0 \text{ kg}$ ) must increase its height by  $h = d \sin 30^\circ$ . The change in gravitational potential energy is

$$\Delta U = -m_B g d + m_A g h.$$

By mechanical energy conservation,  $\Delta E_{\text{mech}} = \Delta K + \Delta U = 0$ , the change in kinetic energy of the system is  $\Delta K = -\Delta U$ .

**ANALYZE** Since the initial kinetic energy is zero, the final kinetic energy is

$$\begin{aligned} K_f = \Delta K &= m_B g d - m_A g h = m_B g d - m_A g d \sin \theta \\ &= (m_B - m_A \sin \theta) g d = [2.0 \text{ kg} - (1.0 \text{ kg}) \sin 30^\circ](9.8 \text{ m/s}^2)(0.25 \text{ m}) \\ &= 3.7 \text{ J}. \end{aligned}$$

**LEARN** From the above expression, we see that in the special case where  $m_B = m_A \sin \theta$ , the two-block system would remain stationary. On the other hand, if  $m_A \sin \theta > m_B$ , block  $A$  will slide down the incline, with block  $B$  moving vertically upward.

**70.** We use conservation of mechanical energy: the mechanical energy must be the same at the top of the swing as it is initially. Newton's second law is used to find the speed, and hence the kinetic energy, at the top. There the tension force  $T$  of the string and the force of gravity are both downward, toward the center of the circle. We notice that the radius of the circle is  $r = L - d$ , so the law can be written

$$T + mg = mv^2 / (L - d),$$

where  $v$  is the speed and  $m$  is the mass of the ball. When the ball passes the highest point with the least possible speed, the tension is zero. Then

$$mg = m \frac{v^2}{L - d} \Rightarrow v = \sqrt{g(L - d)}.$$

We take the gravitational potential energy of the ball-Earth system to be zero when the ball is at the bottom of its swing. Then the initial potential energy is  $mgL$ . The initial kinetic energy is zero since the ball starts from rest. The final potential energy, at the top of the swing, is  $2mg(L-d)$  and the final kinetic energy is  $\frac{1}{2}mv^2 = \frac{1}{2}mg(L-d)$  using the above result for  $v$ . Conservation of energy yields

$$mgL = 2mg(L-d) + \frac{1}{2}mg(L-d) \Rightarrow d = 3L/5.$$

With  $L = 1.20$  m, we have  $d = 0.60(1.20 \text{ m}) = 0.72$  m.

Notice that if  $d$  is greater than this value, so the highest point is lower, then the speed of the ball is greater as it reaches that point and the ball passes the point. If  $d$  is less, the ball cannot go around. Thus the value we found for  $d$  is a lower limit.

**71. THINK** As the block slides down the frictionless incline, its gravitational potential energy is converted to kinetic energy, so the speed of the block increases.

**EXPRESS** By energy conservation,  $K_A + U_A = K_B + U_B$ . Thus, the change in kinetic energy as the block moves from points  $A$  to  $B$  is

$$\Delta K = K_B - K_A = -\Delta U = -(U_B - U_A).$$

In both circumstances, we have the same potential energy change. Thus,  $\Delta K_1 = \Delta K_2$ .

**ANALYZE** With  $\Delta K_1 = \Delta K_2$ , the speed of the block at  $B$  the second time is given by

$$\frac{1}{2}mv_{B,1}^2 - \frac{1}{2}mv_{A,1}^2 = \frac{1}{2}mv_{B,2}^2 - \frac{1}{2}mv_{A,2}^2$$

or

$$v_{B,2} = \sqrt{v_{B,1}^2 - v_{A,1}^2 + v_{A,2}^2} = \sqrt{(2.60 \text{ m/s})^2 - (2.00 \text{ m/s})^2 + (4.00 \text{ m/s})^2} = 4.33 \text{ m/s}.$$

**LEARN** The speed of the block at  $A$  is greater the second time,  $v_{A,2} > v_{A,1}$ . This can happen if the block slides down from a higher position with greater initial gravitational potential energy.

**72. (a)** We take the gravitational potential energy of the skier-Earth system to be zero when the skier is at the bottom of the peaks. The initial potential energy is  $U_i = mgH$ , where  $m$  is the mass of the skier, and  $H$  is the height of the higher peak. The final potential energy is  $U_f = mgh$ , where  $h$  is the height of the lower peak. The skier initially has a kinetic energy of  $K_i = 0$ , and the final kinetic energy is  $K_f = \frac{1}{2}mv^2$ , where  $v$  is the speed of the skier at the top of the lower peak. The normal force of the slope on the skier does no work and friction is negligible, so mechanical energy is conserved:

$$U_i + K_i = U_f + K_f \Rightarrow mgH = mgh + \frac{1}{2}mv^2.$$

Thus,

$$v = \sqrt{2g(H-h)} = \sqrt{2(9.8 \text{ m/s}^2)(850 \text{ m} - 750 \text{ m})} = 44 \text{ m/s}.$$

(b) We recall from analyzing objects sliding down inclined planes that the normal force of the slope on the skier is given by  $F_N = mg \cos \theta$ , where  $\theta$  is the angle of the slope from the horizontal,  $30^\circ$  for each of the slopes shown. The magnitude of the force of friction is given by  $f = \mu_k F_N = \mu_k mg \cos \theta$ . The thermal energy generated by the force of friction is  $fd = \mu_k mgd \cos \theta$ , where  $d$  is the total distance along the path. Since the skier gets to the top of the lower peak with no kinetic energy, the increase in thermal energy is equal to the decrease in potential energy. That is,  $\mu_k mgd \cos \theta = mg(H-h)$ . Consequently,

$$\mu_k = \frac{H-h}{d \cos \theta} = \frac{(850 \text{ m} - 750 \text{ m})}{(3.2 \times 10^3 \text{ m}) \cos 30^\circ} = 0.036.$$

73. **THINK** As the cube is pushed across the floor, both the thermal energies of floor and the cube increase because of friction.

**EXPRESS** By law of conservation of energy, we have  $W = \Delta E_{\text{mech}} + \Delta E_{\text{th}}$  for the floor-cube system. Since the speed is constant,  $\Delta K = 0$ , Eq. 8-33 (an application of the energy conservation concept) implies

$$W = \Delta E_{\text{mech}} + \Delta E_{\text{th}} = \Delta E_{\text{th}} = \Delta E_{\text{th (cube)}} + \Delta E_{\text{th (floor)}}.$$

**ANALYZE** With  $W = (15 \text{ N})(3.0 \text{ m}) = 45 \text{ J}$ , and we are told that  $\Delta E_{\text{th (cube)}} = 20 \text{ J}$ , then we conclude that  $\Delta E_{\text{th (floor)}} = 25 \text{ J}$ .

**LEARN** The applied work here has all been converted into thermal energies of the floor and the cube. The amount of thermal energy transferred to a material depends on its thermal properties, as we shall discuss in Chapter 18.

74. We take her original elevation to be the  $y = 0$  reference level and observe that the top of the hill must consequently have  $y_A = R(1 - \cos 20^\circ) = 1.2 \text{ m}$ , where  $R$  is the radius of the hill. The mass of the skier is  $m = (600 \text{ N})/(9.8 \text{ m/s}^2) = 61 \text{ kg}$ .

(a) Applying energy conservation, Eq. 8-17, we have

$$K_B + U_B = K_A + U_A \Rightarrow K_B + 0 = K_A + mgy_A.$$

Using  $K_B = \frac{1}{2}(61 \text{ kg})(8.0 \text{ m/s})^2$ , we obtain  $K_A = 1.2 \times 10^3 \text{ J}$ . Thus, we find the speed at the hilltop is

$$v_A = \sqrt{\frac{2K_A}{m}} = \sqrt{\frac{2(1.2 \times 10^3 \text{ J})}{61 \text{ kg}}} = 6.4 \text{ m/s}.$$

Note: One might wish to check that the skier stays in contact with the hill — which is indeed the case here. For instance, at A we find  $v^2/r \approx 2 \text{ m/s}^2$ , which is considerably less than  $g$ .

(b) With  $K_A = 0$ , we have

$$K_B + U_B = K_A + U_A \Rightarrow K_B + 0 = 0 + mgy_A$$

which yields  $K_B = 724 \text{ J}$ , and the corresponding speed is

$$v_B = \sqrt{\frac{2K_B}{m}} = \sqrt{\frac{2(724 \text{ J})}{61 \text{ kg}}} = 4.9 \text{ m/s}.$$

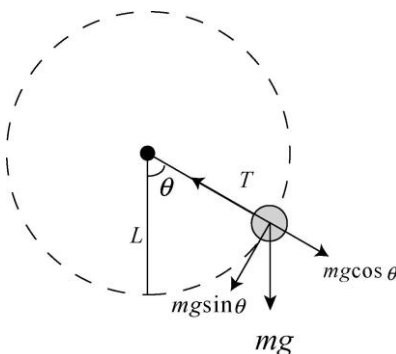
(c) Expressed in terms of mass, we have

$$\begin{aligned} K_B + U_B &= K_A + U_A \Rightarrow \\ \frac{1}{2}mv_B^2 + mgy_B &= \frac{1}{2}mv_A^2 + mgy_A. \end{aligned}$$

Thus, the mass  $m$  cancels, and we observe that solving for speed does not depend on the value of mass (or weight).

75. **THINK** This problem deals with pendulum motion. The kinetic and potential energies of the ball attached to the rod change with position, but the mechanical energy remains conserved throughout the process.

**EXPRESS** Let  $L$  be the length of the pendulum. The connection between angle  $\theta$  (measured from vertical) and height  $h$  (measured from the lowest point, which is our choice of reference position in computing the gravitational potential energy  $mgh$ ) is given by  $h = L(1 - \cos \theta)$ .



The free-body diagram is shown above. The initial height is at  $h_1 = 2L$ , and at the lowest point, we have  $h_2 = 0$ . The total mechanical energy is conserved throughout.

**ANALYZE** (a) Initially the ball is at  $h_1 = 2L$  with  $K_1 = 0$  and  $U_1 = mgh_1 = mg(2L)$ . At the lowest point  $h_2 = 0$ , we have  $K_2 = \frac{1}{2}mv_2^2$  and  $U_2 = 0$ . Using energy conservation in the form of Eq. 8-17 leads to

$$K_1 + U_1 = K_2 + U_2 \Rightarrow 0 + 2mgL = \frac{1}{2}mv_2^2 + 0$$

This leads to  $v_2 = 2\sqrt{gL}$ . With  $L = 0.62$  m, we have

$$v_2 = 2\sqrt{(9.8 \text{ m/s}^2)(0.62 \text{ m})} = 4.9 \text{ m/s.}$$

(b) At the lowest point, the ball is in circular motion with the center of the circle above it, so  $\vec{a} = v^2/r$  upward, where  $r = L$ . Newton's second law leads to

$$T - mg = m\frac{v^2}{r} \Rightarrow T = m\left(g + \frac{4gL}{L}\right) = 5mg.$$

With  $m = 0.092$  kg, the tension is  $T = 4.5$  N.

(c) The pendulum is now started (with zero speed) at  $\theta_i = 90^\circ$  (that is,  $h_i = L$ ), and we look for an angle  $\theta$  such that  $T = mg$ . When the ball is moving through a point at angle  $\theta$ , as can be seen from the free-body diagram shown above, Newton's second law applied to the axis along the rod yields

$$\frac{mv^2}{r} = T - mg \cos \theta = mg(1 - \cos \theta)$$

which (since  $r = L$ ) implies  $v^2 = gL(1 - \cos \theta)$  at the position we are looking for. Energy conservation leads to

$$\begin{aligned} K_i + U_i &= K + U \\ 0 + mgL &= \frac{1}{2}mv^2 + mgL(1 - \cos \theta) \\ gL &= \frac{1}{2}(gL(1 - \cos \theta)) + gL(1 - \cos \theta) \end{aligned}$$

where we have divided by mass in the last step. Simplifying, we obtain

$$\theta = \cos^{-1}\left(\frac{1}{3}\right) = 71^\circ.$$

(d) Since the angle found in (c) is independent of the mass, the result remains the same if the mass of the ball is changed.

**LEARN** At a given angle  $\theta$  with respect to the vertical, the tension in the rod is

$$T = m \left( \frac{v^2}{r} + g \cos \theta \right)$$

The tangential acceleration,  $a_t = g \sin \theta$ , is what causes the speed and, therefore, the kinetic energy to change with time. Nonetheless, mechanical energy is conserved.

76. (a) The table shows that the force is  $+(3.0 \text{ N})\hat{i}$  while the displacement is in the  $+x$  direction ( $\vec{d} = +(3.0 \text{ m})\hat{i}$ ), and it is  $-(3.0 \text{ N})\hat{i}$  while the displacement is in the  $-x$  direction. Using Eq. 7-8 for each part of the trip, and adding the results, we find the work done is 18 J. This is not a conservative force field; if it had been, then the net work done would have been zero (since it returned to where it started).

(b) This, however, is a conservative force field, as can be easily verified by calculating that the net work done here is zero.

(c) The two integrations that need to be performed are each of the form  $\int 2x \, dx$  so that we are adding two equivalent terms, where each equals  $x^2$  (evaluated at  $x = 4$ , minus its value at  $x = 1$ ). Thus, the work done is  $2(4^2 - 1^2) = 30 \text{ J}$ .

(d) This is another conservative force field, as can be easily verified by calculating that the net work done here is zero.

(e) The forces in (b) and (d) are conservative.

77. **THINK** This problem involves graphical analyses. From the graph of potential energy as a function of position, the conservative force can be deduced.

**EXPRESS** The connection between the potential energy function  $U(x)$  and the conservative force  $F(x)$  is given by Eq. 8-22:  $F(x) = -dU/dx$ . A positive slope of  $U(x)$  at a point means that  $F(x)$  is negative, and vice versa.

**ANALYZE** (a) The force at  $x = 2.0 \text{ m}$  is

$$F = -\frac{dU}{dx} \approx -\frac{\Delta U}{\Delta x} = -\frac{U(x = 4 \text{ m}) - U(x = 1 \text{ m})}{4.0 \text{ m} - 1.0 \text{ m}} = -\frac{-(17.5 \text{ J}) - (-2.8 \text{ J})}{4.0 \text{ m} - 1.0 \text{ m}} = 4.9 \text{ N}.$$

(b) Since the slope of  $U(x)$  at  $x = 2.0 \text{ m}$  is negative, the force points in the  $+x$  direction (but there is some uncertainty in reading the graph which makes the last digit not very significant).

(c) At  $x = 2.0$  m, we estimate the potential energy to be

$$U(x = 2.0 \text{ m}) \approx U(x = 1.0 \text{ m}) + (-4.9 \text{ J/m})(1.0 \text{ m}) = -7.7 \text{ J}$$

Thus, the total mechanical energy is

$$E = K + U = \frac{1}{2}mv^2 + U = \frac{1}{2}(2.0 \text{ kg})(-1.5 \text{ m/s})^2 + (-7.7 \text{ J}) = -5.5 \text{ J}.$$

Again, there is some uncertainty in reading the graph which makes the last digit not very significant. At that level ( $-5.5$  J) on the graph, we find two points where the potential energy curve has that value — at  $x \approx 1.5$  m and  $x \approx 13.5$  m. Therefore, the particle remains in the region  $1.5 < x < 13.5$  m. The left boundary is at  $x = 1.5$  m.

(d) From the above results, the right boundary is at  $x = 13.5$  m.

(e) At  $x = 7.0$  m, we read  $U \approx -17.5$  J. Thus, if its total energy (calculated in the previous part) is  $E \approx -5.5$  J, then we find

$$\frac{1}{2}mv^2 = E - U \approx 12 \text{ J} \Rightarrow v = \sqrt{\frac{2}{m}(E - U)} \approx 3.5 \text{ m/s}$$

where there is certainly room for disagreement on that last digit for the reasons cited above.

**LEARN** Since the total mechanical energy is negative, the particle is bounded by the potential, with its motion confined to the region  $1.5 \text{ m} < x < 13.5 \text{ m}$ . At the turning points (1.5 m and 13.5 m), kinetic energy is zero and the particle is momentarily at rest.

78. (a) Since the speed of the crate of mass  $m$  increases from 0 to 1.20 m/s relative to the factory ground, the kinetic energy supplied to it is

$$K = \frac{1}{2}mv^2 = \frac{1}{2}(300 \text{ kg})(1.20 \text{ m/s})^2 = 216 \text{ J}.$$

(b) The magnitude of the kinetic frictional force is

$$f = \mu F_N = \mu mg = (0.400)(300 \text{ kg})(9.8 \text{ m/s}^2) = 1.18 \times 10^3 \text{ N}.$$

(c) Let the distance the crate moved relative to the conveyor belt before it stops slipping be  $d$ . Then from Eq. 2-16 ( $v^2 = 2ad = 2(f/m)d$ ) we find

$$\Delta E_{\text{th}} = fd = \frac{1}{2}mv^2 = K.$$

Thus, the total energy that must be supplied by the motor is

$$W = K + \Delta E_{\text{th}} = 2K = (2)(216\text{J}) = 432\text{ J}.$$

(d) The energy supplied by the motor is the work  $W$  it does on the system, and must be greater than the kinetic energy gained by the crate computed in part (b). This is due to the fact that part of the energy supplied by the motor is being used to compensate for the energy dissipated  $\Delta E_{\text{th}}$  while it was slipping.

79. **THINK** As the car slides down the incline, due to the presence of frictional force, some of its mechanical energy is converted into thermal energy.

**EXPRESS** The incline angle is  $\theta = 5.0^\circ$ . Thus, the change in height between the car's highest and lowest points is  $\Delta y = -(50\text{ m}) \sin \theta = -4.4\text{ m}$ . We take the lowest point (the car's final reported location) to correspond to the  $y = 0$  reference level. The change in potential energy is given by  $\Delta U = mg\Delta y$ .

As for the kinetic energy, we first convert the speeds to SI units,  $v_0 = 8.3\text{ m/s}$  and  $v = 11.1\text{ m/s}$ . The change in kinetic energy is  $\Delta K = \frac{1}{2}m(v_f^2 - v_i^2)$ . The total change in mechanical energy is  $\Delta E_{\text{mech}} = \Delta K + \Delta U$ .

**ANALYZE** (a) Substituting the values given, we find  $\Delta E_{\text{mech}}$  to be

$$\begin{aligned} \Delta E_{\text{mech}} &= \Delta K + \Delta U = \frac{1}{2}m(v_f^2 - v_i^2) + mg\Delta y \\ &= \frac{1}{2}(1500\text{ kg})[(11.1\text{ m/s})^2 - (8.3\text{ m/s})^2] + (1500\text{ kg})(9.8\text{ m/s}^2)(-4.4\text{ m}) \\ &= -23940\text{ J} \approx -2.4 \times 10^4\text{ J} \end{aligned}$$

That is, the mechanical energy decreases (due to friction) by  $2.4 \times 10^4\text{ J}$ .

(b) Using Eq. 8-31 and Eq. 8-33, we find  $\Delta E_{\text{th}} = f_k d = -\Delta E_{\text{mech}}$ . With  $d = 50\text{ m}$ , we solve for  $f_k$  and obtain

$$f_k = \frac{-\Delta E_{\text{mech}}}{d} = \frac{-(-2.4 \times 10^4\text{ J})}{50\text{ m}} = 4.8 \times 10^2\text{ N}.$$

**LEARN** The amount of mechanical energy lost is proportional to the frictional force; in the absence of friction, mechanical energy would have been conserved.

80. We note that in one second, the block slides  $d = 1.34\text{ m}$  up the incline, which means its height increase is  $h = d \sin \theta$  where



$$\theta = \tan^{-1}\left(\frac{30}{40}\right) = 37^\circ.$$

We also note that the force of kinetic friction in this inclined plane problem is  $f_k = \mu_k mg \cos \theta$ , where  $\mu_k = 0.40$  and  $m = 1400$  kg. Thus, using Eq. 8-31 and Eq. 8-33, we find

$$W = mgh + f_k d = mgd(\sin \theta + \mu_k \cos \theta)$$

or  $W = 1.69 \times 10^4$  J for this one-second interval. Thus, the power associated with this is

$$P = \frac{1.69 \times 10^4 \text{ J}}{1 \text{ s}} = 1.69 \times 10^4 \text{ W} \approx 1.7 \times 10^4 \text{ W}.$$

81. (a) The remark in the problem statement that the forces can be associated with potential energies is illustrated as follows: the work from  $x = 3.00$  m to  $x = 2.00$  m is

$$W = F_2 \Delta x = (5.00 \text{ N})(-1.00 \text{ m}) = -5.00 \text{ J},$$

so the potential energy at  $x = 2.00$  m is  $U_2 = +5.00$  J.

(b) Now, it is evident from the problem statement that  $E_{\max} = 14.0$  J, so the kinetic energy at  $x = 2.00$  m is

$$K_2 = E_{\max} - U_2 = 14.0 - 5.00 = 9.00 \text{ J}.$$

(c) The work from  $x = 2.00$  m to  $x = 0$  is  $W = F_1 \Delta x = (3.00 \text{ N})(-2.00 \text{ m}) = -6.00$  J, so the potential energy at  $x = 0$  is

$$U_0 = 6.00 \text{ J} + U_2 = (6.00 + 5.00) \text{ J} = 11.0 \text{ J}.$$

(d) Similar reasoning to that presented in part (a) then gives

$$K_0 = E_{\max} - U_0 = (14.0 - 11.0) \text{ J} = 3.00 \text{ J}.$$

(e) The work from  $x = 8.00$  m to  $x = 11.0$  m is  $W = F_3 \Delta x = (-4.00 \text{ N})(3.00 \text{ m}) = -12.0$  J, so the potential energy at  $x = 11.0$  m is  $U_{11} = 12.0$  J.

(f) The kinetic energy at  $x = 11.0$  m is therefore

$$K_{11} = E_{\max} - U_{11} = (14.0 - 12.0) \text{ J} = 2.00 \text{ J}.$$

(g) Now we have  $W = F_4 \Delta x = (-1.00 \text{ N})(1.00 \text{ m}) = -1.00$  J, so the potential energy at  $x = 12.0$  m is

$$U_{12} = 1.00 \text{ J} + U_{11} = (1.00 + 12.0) \text{ J} = 13.0 \text{ J}.$$

(h) Thus, the kinetic energy at  $x = 12.0$  m is

$$K_{12} = E_{\max} - U_{12} = (14.0 - 13.0) = 1.00 \text{ J.}$$

(i) There is no work done in this interval (from  $x = 12.0 \text{ m}$  to  $x = 13.0 \text{ m}$ ) so the answers are the same as in part (g):  $U_{12} = 13.0 \text{ J}$ .

(j) There is no work done in this interval (from  $x = 12.0 \text{ m}$  to  $x = 13.0 \text{ m}$ ) so the answers are the same as in part (h):  $K_{12} = 1.00 \text{ J}$ .

(k) Although the plot is not shown here, it would look like a “potential well” with piecewise-sloping sides: from  $x = 0$  to  $x = 2$  (SI units understood) the graph of  $U$  is a decreasing line segment from 11 to 5, and from  $x = 2$  to  $x = 3$ , it then heads down to zero, where it stays until  $x = 8$ , where it starts increasing to a value of 12 (at  $x = 11$ ), and then in another positive-slope line segment it increases to a value of 13 (at  $x = 12$ ). For  $x > 12$  its value does not change (this is the “top of the well”).

(l) The particle can be thought of as “falling” down the  $0 < x < 3$  slopes of the well, gaining kinetic energy as it does so, and certainly is able to reach  $x = 5$ . Since  $U = 0$  at  $x = 5$ , then its initial potential energy (11 J) has completely converted to kinetic: now  $K = 11.0 \text{ J}$ .

(m) This is not sufficient to climb up and out of the well on the large  $x$  side ( $x > 8$ ), but does allow it to reach a “height” of 11 at  $x = 10.8 \text{ m}$ . As discussed in section 8-5, this is a “turning point” of the motion.

(n) Next it “falls” back down and rises back up the small  $x$  slope until it comes back to its original position. Stating this more carefully, when it is (momentarily) stopped at  $x = 10.8 \text{ m}$  it is accelerated to the left by the force  $\vec{F}_3$ ; it gains enough speed as a result that it eventually is able to return to  $x = 0$ , where it stops again.

82. (a) At  $x = 5.00 \text{ m}$  the potential energy is zero, and the kinetic energy is

$$K = \frac{1}{2} mv^2 = \frac{1}{2} (2.00 \text{ kg})(3.45 \text{ m/s})^2 = 11.9 \text{ J.}$$

The total energy, therefore, is great enough to reach the point  $x = 0$  where  $U = 11.0 \text{ J}$ , with a little “left over” ( $11.9 \text{ J} - 11.0 \text{ J} = 0.9025 \text{ J}$ ). This is the kinetic energy at  $x = 0$ , which means the speed there is

$$v = \sqrt{2(0.9025 \text{ J})/(2 \text{ kg})} = 0.950 \text{ m/s.}$$

It has now come to a stop, therefore, so it has not encountered a turning point.

(b) The total energy (11.9 J) is equal to the potential energy (in the scenario where it is initially moving rightward) at  $x = 10.9756 \approx 11.0 \text{ m}$ . This point may be found by interpolation or simply by using the work-kinetic energy theorem:

$$K_f = K_i + W = 0 \Rightarrow 11.9025 + (-4)d = 0 \Rightarrow d = 2.9756 \approx 2.98$$

(which when added to  $x = 8.00$  [the point where  $F_3$  begins to act] gives the correct result). This provides a turning point for the particle's motion.

83. **THINK** Energy is transferred from an external agent to the block so that its speed continues to increase.

**EXPRESS** According to Eq. 8-25, the work done by the external force is  $W = \Delta E_{\text{mech}} = \Delta K + \Delta U$ . When there is no change in potential energy,  $\Delta U = 0$ , the expression simplifies to

$$W = \Delta E_{\text{mech}} = \Delta K = \frac{1}{2}m(v_f^2 - v_i^2).$$

The average power, or average rate of work done, is given by  $P_{\text{avg}} = W / \Delta t$ .

**ANALYZE** (a) Substituting the values given, the change in mechanical energy is

$$\Delta E_{\text{mech}} = \Delta K = \frac{1}{2}m(v_f^2 - v_i^2) = \frac{1}{2}(15 \text{ kg})[(30 \text{ m/s})^2 - (10 \text{ m/s})^2] = 6000 \text{ J} = 6.0 \times 10^3 \text{ J}$$

(b) From the above, we have  $W = 6.0 \times 10^3 \text{ J}$ . Also, from Chapter 2, we know that  $\Delta t = \Delta v/a = 10 \text{ s}$ . Thus, using Eq. 7-42, the average rate at which energy is transferred to the block is

$$P_{\text{avg}} = \frac{W}{\Delta t} = \frac{6.0 \times 10^3 \text{ J}}{10.0 \text{ s}} = 600 \text{ W}.$$

(c) and (d) The constant applied force is  $F = ma = 30 \text{ N}$  and clearly in the direction of motion, so Eq. 7-48 provides the results for instantaneous power:

$$P = \vec{F} \cdot \vec{v} = \begin{cases} 300 \text{ W} & \text{for } v = 10 \text{ m/s} \\ 900 \text{ W} & \text{for } v = 30 \text{ m/s} \end{cases}$$

**LEARN** The average of these two values found in (c) and (d) agrees with the result in part (b). Note that the expression for the instantaneous rate used above can be derived from:

$$P = \frac{dW}{dt} = \frac{d}{dt} \left( \frac{1}{2}mv^2 \right) = m\vec{v} \cdot \frac{d\vec{v}}{dt} = m\vec{v} \cdot \vec{a} = \vec{F} \cdot \vec{v}$$

84. (a) To stretch the spring an external force, equal in magnitude to the force of the spring but opposite to its direction, is applied. Since a spring stretched in the positive  $x$  direction exerts a force in the negative  $x$  direction, the applied force must be  $F = 52.8x + 38.4x^2$ , in the  $+x$  direction. The work it does is

$$W = \int_{0.50}^{1.00} (52.8x + 38.4x^2)dx = \left( \frac{52.8}{2}x^2 + \frac{38.4}{3}x^3 \right) \Big|_{0.50}^{1.00} = 31.0 \text{ J.}$$

(b) The spring does 31.0 J of work and this must be the increase in the kinetic energy of the particle. Its speed is then

$$v = \sqrt{\frac{2K}{m}} = \sqrt{\frac{2(31.0\text{J})}{2.17\text{kg}}} = 5.35 \text{ m/s.}$$

(c) The force is conservative since the work it does as the particle goes from any point  $x_1$  to any other point  $x_2$  depends only on  $x_1$  and  $x_2$ , not on details of the motion between  $x_1$  and  $x_2$ .

85. **THINK** This problem deals with the concept of hydroelectric generator – kinetic energy of water can be converted into electrical energy.

**EXPRESS** By energy conservation, the change in kinetic energy of water in one second is

$$\Delta K = -\Delta U = mgh = \rho Vgh = (10^3 \text{ kg/m}^3)(1200\text{m}^3)(9.8\text{m/s}^2)(100\text{m}) = 1.176 \times 10^9 \text{ J}$$

Only 3/4 of this amount is transferred to electrical energy.

**ANALYZE** The power generation (assumed constant, so average power is the same as instantaneous power) is

$$P_{\text{avg}} = \frac{(3/4)\Delta K}{t} = \frac{(3/4)(1.176 \times 10^9 \text{ J})}{1.0\text{s}} = 8.82 \times 10^8 \text{ W.}$$

**LEARN** Hydroelectricity is the most widely used renewable energy; it accounts for almost 20% of the world's electricity supply.

86. (a) At  $B$  the speed is (from Eq. 8-17)

$$v = \sqrt{v_0^2 + 2gh_1} = \sqrt{(7.0 \text{ m/s})^2 + 2(9.8 \text{ m/s}^2)(6.0 \text{ m})} = 13 \text{ m/s.}$$

(a) Here what matters is the difference in heights (between  $A$  and  $C$ ):

$$v = \sqrt{v_0^2 + 2g(h_1 - h_2)} = \sqrt{(7.0 \text{ m/s})^2 + 2(9.8 \text{ m/s}^2)(4.0 \text{ m})} = 11.29 \text{ m/s} \approx 11 \text{ m/s.}$$

(c) Using the result from part (b), we see that its kinetic energy right at the beginning of its “rough slide” (heading horizontally toward  $D$ ) is  $\frac{1}{2} m(11.29 \text{ m/s})^2 = 63.7m$  (with SI units understood). Note that we “carry along” the mass (as if it were a known quantity);

as we will see, it will cancel out, shortly. Using Eq. 8-31 (and Eq. 6-2 with  $F_N = mg$ ) we note that this kinetic energy will turn entirely into thermal energy

$$63.7m = \mu_k mgd$$

if  $d < L$ . With  $\mu_k = 0.70$ , we find  $d = 9.3$  m, which is indeed less than  $L$  (given in the problem as 12 m). We conclude that the block stops before passing out of the “rough” region (and thus does not arrive at point  $D$ ).

**87. THINK** We have a ball attached to a rod that moves in a vertical circle. The total mechanical energy of the system is conserved.

**EXPRESS** Let position  $A$  be the reference point for potential energy,  $U_A = 0$ . The total mechanical energies at  $A$ ,  $B$  and  $C$  are:

$$\begin{aligned} E_A &= \frac{1}{2}mv_A^2 + U_A = \frac{1}{2}mv_0^2 \\ E_B &= \frac{1}{2}mv_B^2 + U_B = \frac{1}{2}mv_B^2 - mgL \\ E_D &= \frac{1}{2}mv_D^2 + U_D = mgL \end{aligned}$$

where  $v_D = 0$ . The problem can be analyzed by applying energy conservation:  $E_A = E_B = E_D$ .

**ANALYZE** (a) The condition  $E_A = E_D$  gives

$$\frac{1}{2}mv_0^2 = mgL \Rightarrow v_0 = \sqrt{2gL}$$

(b) To find the tension in the rod when the ball passes through  $B$ , we first calculate the speed at  $B$ . Using  $E_B = E_D$ , we find

$$\frac{1}{2}mv_B^2 - mgL = mgL$$

or  $v_B = \sqrt{4gL}$ . The direction of the centripetal acceleration is upward (at that moment), as is the tension force. Thus, Newton’s second law gives

$$T - mg = \frac{mv_B^2}{r} = \frac{m(4gL)}{L} = 4mg$$

or  $T = 5mg$ .

(c) The difference in height between  $C$  and  $D$  is  $L$ , so the “loss” of mechanical energy (which goes into thermal energy) is  $-mgL$ .

(d) The difference in height between  $B$  and  $D$  is  $2L$ , so the total “loss” of mechanical energy (which all goes into thermal energy) is  $-2mgL$ .

**LEARN** An alternative way to calculate the energy loss in (d) is to note that

$$E'_B = \frac{1}{2}mv_B'^2 + U_B = 0 - mgL = -mgL$$

which gives

$$\Delta E = E'_B - E_A = -mgL - mgL = -2mgL.$$

88. (a) The initial kinetic energy is  $K_i = \frac{1}{2}(1.5)(3)^2 = 6.75 \text{ J}$ .

(b) The work of gravity is the negative of its change in potential energy. At the highest point, all of  $K_i$  has converted into  $U$  (if we neglect air friction) so we conclude the work of gravity is  $-6.75 \text{ J}$ .

(c) And we conclude that  $\Delta U = 6.75 \text{ J}$ .

(d) The potential energy there is  $U_f = U_i + \Delta U = 6.75 \text{ J}$ .

(e) If  $U_f = 0$ , then  $U_i = U_f - \Delta U = -6.75 \text{ J}$ .

(f) Since  $mg\Delta y = \Delta U$ , we obtain  $\Delta y = 0.459 \text{ m}$ .

89. (a) By mechanical energy conversation, the kinetic energy as it reaches the floor (which we choose to be the  $U = 0$  level) is the sum of the initial kinetic and potential energies:

$$K = K_i + U_i = \frac{1}{2} (2.50 \text{ kg})(3.00 \text{ m/s})^2 + (2.50 \text{ kg})(9.80 \text{ m/s}^2)(4.00 \text{ m}) = 109 \text{ J}.$$

For later use, we note that the speed with which it reaches the ground is

$$v = \sqrt{2K/m} = 9.35 \text{ m/s}.$$

(b) When the drop in height is  $2.00 \text{ m}$  instead of  $4.00 \text{ m}$ , the kinetic energy is

$$K = \frac{1}{2} (2.50 \text{ kg})(3.00 \text{ m/s})^2 + (2.50 \text{ kg})(9.80 \text{ m/s}^2)(2.00 \text{ m}) = 60.3 \text{ J}.$$

(c) A simple way to approach this is to imagine the can being *launched* from the ground at  $t = 0$  with a speed  $9.35 \text{ m/s}$  (see above) and calculate the height and speed at  $t = 0.200 \text{ s}$ , using Eq. 2-15 and Eq. 2-11:

$$y = (9.35 \text{ m/s})(0.200 \text{ s}) - \frac{1}{2} (9.80 \text{ m/s}^2)(0.200 \text{ s})^2 = 1.67 \text{ m},$$

$$v = 9.35 \text{ m/s} - (9.80 \text{ m/s}^2)(0.200 \text{ s}) = 7.39 \text{ m/s}.$$

The kinetic energy is  $K = \frac{1}{2} (2.50 \text{ kg}) (7.39 \text{ m/s})^2 = 68.2 \text{ J}$ .

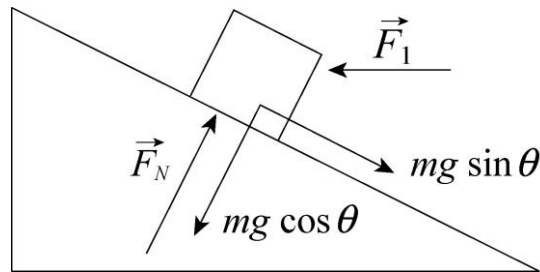
(d) The gravitational potential energy is

$$U = mgy = (2.5 \text{ kg})(9.8 \text{ m/s}^2)(1.67 \text{ m}) = 41.0 \text{ J}.$$

90. The free-body diagram for the trunk is shown below. The  $x$  and  $y$  applications of Newton's second law provide two equations:

$$F_1 \cos \theta - f_k - mg \sin \theta = ma$$

$$F_N - F_1 \sin \theta - mg \cos \theta = 0.$$



(a) The trunk is moving up the incline at constant velocity, so  $a = 0$ . Using  $f_k = \mu_k F_N$ , we solve for the push-force  $F_1$  and obtain

$$F_1 = \frac{mg(\sin \theta + \mu_k \cos \theta)}{\cos \theta - \mu_k \sin \theta}.$$

The work done by the push-force  $\vec{F}_1$  as the trunk is pushed through a distance  $\ell$  up the inclined plane is therefore

$$\begin{aligned} W_1 &= F_1 \ell \cos \theta = \frac{(mg \ell \cos \theta)(\sin \theta + \mu_k \cos \theta)}{\cos \theta - \mu_k \sin \theta} \\ &= \frac{(50 \text{ kg})(9.8 \text{ m/s}^2)(6.0 \text{ m})(\cos 30^\circ)(\sin 30^\circ + (0.20) \cos 30^\circ)}{\cos 30^\circ - (0.20) \sin 30^\circ} \\ &= 2.2 \times 10^3 \text{ J}. \end{aligned}$$

(b) The increase in the gravitational potential energy of the trunk is

$$\Delta U = mg\ell \sin \theta = (50 \text{ kg})(9.8 \text{ m/s}^2)(6.0 \text{ m})\sin 30^\circ = 1.5 \times 10^3 \text{ J}.$$

Since the speed (and, therefore, the kinetic energy) of the trunk is unchanged, Eq. 8-33 leads to

$$W_1 = \Delta U + \Delta E_{\text{th}}.$$

Thus, using more precise numbers than are shown above, the increase in thermal energy (generated by the kinetic friction) is  $2.24 \times 10^3 \text{ J} - 1.47 \times 10^3 \text{ J} = 7.7 \times 10^2 \text{ J}$ . An alternate way to this result is to use  $\Delta E_{\text{th}} = f_k \ell$  (Eq. 8-31).

91. The initial height of the  $2M$  block, shown in Fig. 8-69, is the  $y = 0$  level in our computations of its value of  $U_g$ . As that block drops, the spring stretches accordingly. Also, the kinetic energy  $K_{\text{sys}}$  is evaluated for the *system*, that is, for a total moving mass of  $3M$ .

(a) The conservation of energy, Eq. 8-17, leads to

$$K_i + U_i = K_{\text{sys}} + U_{\text{sys}} \Rightarrow 0 + 0 = K_{\text{sys}} + (2M)g(-0.090) + \frac{1}{2} k(0.090)^2.$$

Thus, with  $M = 2.0 \text{ kg}$ , we obtain  $K_{\text{sys}} = 2.7 \text{ J}$ .

(b) The kinetic energy of the  $2M$  block represents a fraction of the total kinetic energy:

$$\frac{K_{2M}}{K_{\text{sys}}} = \frac{(2M)v^2/2}{(3M)v^2/2} = \frac{2}{3}.$$

Therefore,  $K_{2M} = \frac{2}{3}(2.7 \text{ J}) = 1.8 \text{ J}$ .

(c) Here we let  $y = -d$  and solve for  $d$ .

$$K_i + U_i = K_{\text{sys}} + U_{\text{sys}} \Rightarrow 0 + 0 = 0 + (2M)g(-d) + \frac{1}{2} kd^2.$$

Thus, with  $M = 2.0 \text{ kg}$ , we obtain  $d = 0.39 \text{ m}$ .

92. By energy conservation,  $mgh = mv^2/2$ , the speed of the volcanic ash is given by  $v = \sqrt{2gh}$ . In our present problem, the height is related to the distance (on the  $\theta = 10^\circ$  slope)  $d = 920 \text{ m}$  by the trigonometric relation  $h = d \sin \theta$ . Thus,

$$v = \sqrt{2(9.8 \text{ m/s}^2)(920 \text{ m})\sin 10^\circ} = 56 \text{ m/s}.$$

93. (a) The assumption is that the slope of the bottom of the slide is horizontal, like the ground. A useful analogy is that of the pendulum of length  $R = 12 \text{ m}$  that is pulled



leftward to an angle  $\theta$  (corresponding to being at the top of the slide at height  $h = 4.0$  m) and released so that the pendulum swings to the lowest point (zero height) gaining speed  $v = 6.2$  m/s. Exactly as we would analyze the trigonometric relations in the pendulum problem, we find

$$h = R(1 - \cos\theta) \Rightarrow \theta = \cos^{-1}\left(1 - \frac{h}{R}\right) = 48^\circ$$

or 0.84 radians. The slide, representing a circular arc of length  $s = R\theta$ , is therefore  $(12 \text{ m})(0.84) = 10$  m long.

(b) To find the magnitude  $f$  of the frictional force, we use Eq. 8-31 (with  $W = 0$ ):

$$\begin{aligned} 0 &= \Delta K + \Delta U + \Delta E_{\text{th}} \\ &= \frac{1}{2}mv^2 - mgh + fs \end{aligned}$$

so that (with  $m = 25$  kg) we obtain  $f = 49$  N.

(c) The assumption is no longer that the slope of the bottom of the slide is horizontal, but rather that the slope of the top of the slide is vertical (and 12 m to the left of the center of curvature). Returning to the pendulum analogy, this corresponds to releasing the pendulum from horizontal (at  $\theta_1 = 90^\circ$  measured from vertical) and taking a snapshot of its motion a few moments later when it is at angle  $\theta_2$  with speed  $v = 6.2$  m/s. The difference in height between these two positions is (just as we would figure for the pendulum of length  $R$ )

$$\Delta h = R(1 - \cos\theta_2) - R(1 - \cos\theta_1) = -R\cos\theta_2$$

where we have used the fact that  $\cos\theta_1 = 0$ . Thus, with  $\Delta h = -4.0$  m, we obtain  $\theta_2 = 70.5^\circ$  which means the arc subtends an angle of  $|\Delta\theta| = 19.5^\circ$  or 0.34 radians. Multiplying this by the radius gives a slide length of  $s' = 4.1$  m.

(d) We again find the magnitude  $f'$  of the frictional force by using Eq. 8-31 (with  $W = 0$ ):

$$\begin{aligned} 0 &= \Delta K + \Delta U + \Delta E_{\text{th}} \\ &= \frac{1}{2}mv^2 - mgh + f's' \end{aligned}$$

so that we obtain  $f' = 1.2 \times 10^2$  N.

94. We use  $P = Fv$  to compute the force:

$$F = \frac{P}{v} = \frac{92 \times 10^6 \text{ W}}{(32.5 \text{ knot}) \left(1.852 \frac{\text{km/h}}{\text{knot}}\right) \left(\frac{1000 \text{ m/km}}{3600 \text{ s/h}}\right)} = 5.5 \times 10^6 \text{ N}.$$

95. This can be worked entirely by the methods of Chapters 2–6, but we will use energy methods in as many steps as possible.

(a) By a force analysis in the style of Chapter 6, we find the normal force has magnitude  $F_N = mg \cos \theta$  (where  $\theta = 39^\circ$ ), which means  $f_k = \mu_k mg \cos \theta$  where  $\mu_k = 0.28$ . Thus, Eq. 8-31 yields

$$\Delta E_{\text{th}} = f_k d = \mu_k mgd \cos \theta.$$

Also, elementary trigonometry leads us to conclude that  $\Delta U = -mgd \sin \theta$  where  $d = 3.7 \text{ m}$ . Since  $K_i = 0$ , Eq. 8-33 (with  $W = 0$ ) indicates that the final kinetic energy is

$$K_f = -\Delta U - \Delta E_{\text{th}} = mgd (\sin \theta - \mu_k \cos \theta)$$

which leads to the speed at the bottom of the ramp

$$v = \sqrt{\frac{2K_f}{m}} = \sqrt{2gd (\sin \theta - \mu_k \cos \theta)} = 5.5 \text{ m/s}.$$

(b) This speed begins its horizontal motion, where  $f_k = \mu_k mg$  and  $\Delta U = 0$ . It slides a distance  $d'$  before it stops. According to Eq. 8-31 (with  $W = 0$ ),

$$\begin{aligned} 0 &= \Delta K + \Delta U + \Delta E_{\text{th}} \\ &= 0 - \frac{1}{2}mv^2 + 0 + \mu_k mgd' \\ &= -\frac{1}{2}(2gd (\sin \theta - \mu_k \cos \theta)) + \mu_k gd' \end{aligned}$$

where we have divided by mass and substituted from part (a) in the last step. Therefore,

$$d' = \frac{d(\sin \theta - \mu_k \cos \theta)}{\mu_k} = 5.4 \text{ m}.$$

(c) We see from the algebraic form of the results, above, that the answers do not depend on mass. A 90 kg crate should have the same speed at the bottom and sliding distance across the floor, to the extent that the friction relations in Chapter 6 are accurate. Interestingly, since  $g$  does not appear in the relation for  $d'$ , the sliding distance would seem to be the same if the experiment were performed on Mars!

96. (a) The loss of the initial  $K = \frac{1}{2}mv^2 = \frac{1}{2}(70 \text{ kg})(10 \text{ m/s})^2$  is 3500 J, or 3.5 kJ.

(b) This is dissipated as thermal energy;  $\Delta E_{\text{th}} = 3500 \text{ J} = 3.5 \text{ kJ}$ .

97. Eq. 8-33 gives  $mgy_f = K_i + mgy_i - \Delta E_{\text{th}}$ , or

$$(0.50 \text{ kg})(9.8 \text{ m/s}^2)(0.80 \text{ m}) = \frac{1}{2} (0.50 \text{ kg})(4.00 \text{ /s})^2 + (0.50 \text{ kg})(9.8 \text{ m/s}^2)(0) - \Delta E_{\text{th}}$$

which yields  $\Delta E_{\text{th}} = 4.00 \text{ J} - 3.92 \text{ J} = 0.080 \text{ J}$ .

98. Since the period  $T$  is  $(2.5 \text{ rev/s})^{-1} = 0.40 \text{ s}$ , then Eq. 4-33 leads to  $v = 3.14 \text{ m/s}$ . The frictional force has magnitude (using Eq. 6-2)

$$f = \mu_k F_N = (0.320)(180 \text{ N}) = 57.6 \text{ N}.$$

The power dissipated by the friction must equal that supplied by the motor, so Eq. 7-48 gives  $P = (57.6 \text{ N})(3.14 \text{ m/s}) = 181 \text{ W}$ .

99. To swim at constant velocity the swimmer must push back against the water with a force of 110 N. Relative to him the water is going at 0.22 m/s toward his rear, in the same direction as his force. Using Eq. 7-48, his power output is obtained:

$$P = \vec{F} \cdot \vec{v} = Fv = (110 \text{ N})(0.22 \text{ m/s}) = 24 \text{ W}.$$

100. The initial kinetic energy of the automobile of mass  $m$  moving at speed  $v_i$  is  $K_i = \frac{1}{2}mv_i^2$ , where  $m = 16400/9.8 = 1673 \text{ kg}$ . Using Eq. 8-31 and Eq. 8-33, this relates to the effect of friction force  $f$  in stopping the auto over a distance  $d$  by  $K_i = fd$ , where the road is assumed level (so  $\Delta U = 0$ ). With

$$v_i = (113 \text{ km/h}) = (113 \text{ km/h})(1000 \text{ m/km})(1 \text{ h}/3600 \text{ s}) = 31.4 \text{ m/s},$$

we obtain

$$d = \frac{K_i}{f} = \frac{mv_i^2}{2f} = \frac{(1673 \text{ kg})(31.4 \text{ m/s})^2}{2(8230 \text{ N})} = 100 \text{ m}.$$

101. With the potential energy reference level set at the point of throwing, we have (with SI units understood)

$$\Delta E = mgh - \frac{1}{2}mv_0^2 = m \left( (9.8)(8.1) - \frac{1}{2}(14)^2 \right)$$

which yields  $\Delta E = -12 \text{ J}$  for  $m = 0.63 \text{ kg}$ . This “loss” of mechanical energy is presumably due to air friction.

102. (a) The (internal) energy the climber must convert to gravitational potential energy is

$$\Delta U = mgh = (90 \text{ kg})(9.80 \text{ m/s}^2)(8850 \text{ m}) = 7.8 \times 10^6 \text{ J}.$$

(b) The number of candy bars this corresponds to is

$$N = \frac{7.8 \times 10^6 \text{ J}}{1.25 \times 10^6 \text{ J/bar}} \approx 6.2 \text{ bars}.$$

103. (a) The acceleration of the sprinter is (using Eq. 2-15)

$$a = \frac{2\Delta x}{t^2} = \frac{(2)(7.0 \text{ m})}{(1.6 \text{ s})^2} = 5.47 \text{ m/s}^2.$$

Consequently, the speed at  $t = 1.6 \text{ s}$  is  $v = at = (5.47 \text{ m/s}^2)(1.6 \text{ s}) = 8.8 \text{ m/s}$ . Alternatively, Eq. 2-17 could be used.

(b) The kinetic energy of the sprinter (of weight  $w$  and mass  $m = w/g$ ) is

$$K = \frac{1}{2}mv^2 = \frac{1}{2}\left(\frac{w}{g}\right)v^2 = \frac{1}{2}(670 \text{ N}/(9.8 \text{ m/s}^2))(8.8 \text{ m/s})^2 = 2.6 \times 10^3 \text{ J}.$$

(c) The average power is

$$P_{\text{avg}} = \frac{\Delta K}{\Delta t} = \frac{2.6 \times 10^3 \text{ J}}{1.6 \text{ s}} = 1.6 \times 10^3 \text{ W}.$$

104. From Eq. 8-6, we find (with SI units understood)

$$U(\xi) = - \int_0^\xi (-3x - 5x^2) dx = \frac{3}{2}\xi^2 + \frac{5}{3}\xi^3.$$

(a) Using the above formula, we obtain  $U(2) \approx 19 \text{ J}$ .

(b) When its speed is  $v = 4 \text{ m/s}$ , its mechanical energy is  $\frac{1}{2}mv^2 + U(5)$ . This must equal the energy at the origin:

$$\frac{1}{2}mv^2 + U(5) = \frac{1}{2}mv_0^2 + U(0)$$

so that the speed at the origin is

$$v_0 = \sqrt{v^2 + \frac{2}{m}(U(5) - U(0))}.$$

Thus, with  $U(5) = 246 \text{ J}$ ,  $U(0) = 0$  and  $m = 20 \text{ kg}$ , we obtain  $v_0 = 6.4 \text{ m/s}$ .

(c) Our original formula for  $U$  is changed to

$$U(x) = -8 + \frac{3}{2}x^2 + \frac{5}{3}x^3$$

in this case. Therefore,  $U(2) = 11$  J. But we still have  $v_o = 6.4$  m/s since that calculation only depended on the difference of potential energy values (specifically,  $U(5) - U(0)$ ).

105. (a) Resolving the gravitational force into components and applying Newton's second law (as well as Eq. 6-2), we find

$$F_{\text{machine}} - mg \sin \theta - \mu_k mg \cos \theta = ma.$$

In the situation described in the problem, we have  $a = 0$ , so

$$F_{\text{machine}} = mg \sin \theta + \mu_k mg \cos \theta = 372 \text{ N}.$$

Thus, the work done by the machine is  $F_{\text{machine}}d = 744 \text{ J} = 7.4 \times 10^2 \text{ J}$ .

(b) The thermal energy generated is  $(\mu_k mg \cos \theta) d = 240 \text{ J} = 2.4 \times 10^2 \text{ J}$ .

106. (a) At the highest point, the velocity  $v = v_x$  is purely horizontal and is equal to the horizontal component of the launch velocity (see section 4-6):  $v_{ox} = v_o \cos \theta$ , where  $\theta = 30^\circ$  in this problem. Equation 8-17 relates the kinetic energy at the highest point to the launch kinetic energy:

$$K_o = mgy + \frac{1}{2}mv^2 = \frac{1}{2}mv_{ox}^2 + \frac{1}{2}mv_{oy}^2,$$

with  $y = 1.83$  m. Since the  $mv_{ox}^2/2$  term on the left-hand side cancels the  $mv^2/2$  term on the right-hand side, this yields  $v_{oy} = \sqrt{2gy} \approx 6$  m/s. With  $v_{oy} = v_o \sin \theta$ , we obtain

$$v_o = 11.98 \text{ m/s} \approx 12 \text{ m/s}.$$

(b) Energy conservation (including now the energy stored elastically in the spring, Eq. 8-11) also applies to the motion along the muzzle (through a distance  $d$  that corresponds to a vertical height increase of  $d \sin \theta$ ):

$$\frac{1}{2}kd^2 = K_o + mgd \sin \theta \quad \Rightarrow \quad d = 0.11 \text{ m}.$$

107. The work done by  $\vec{F}$  is the negative of its potential energy change (see Eq. 8-6), so  $U_B = U_A - 25 = 15$  J.

108. (a) We assume his mass is between  $m_1 = 50$  kg and  $m_2 = 70$  kg (corresponding to a weight between 110 lb and 154 lb). His increase in gravitational potential energy is therefore in the range

$$m_1gh \leq \Delta U \leq m_2gh \quad \Rightarrow \quad 2 \times 10^5 \leq \Delta U \leq 3 \times 10^5$$

in SI units (J), where  $h = 443$  m.

(b) The problem only asks for the amount of internal energy that converts into gravitational potential energy, so this result is the same as in part (a). But if we were to consider his *total* internal energy “output” (much of which converts to heat) we can expect that external climb is quite different from taking the stairs.

109. (a) We implement Eq. 8-37 as

$$K_f = K_i + mgy_i - f_k d = 0 + (60 \text{ kg})(9.8 \text{ m/s}^2)(4.0 \text{ m}) - 0 = 2.35 \times 10^3 \text{ J.}$$

(b) Now it applies with a nonzero thermal term:

$$K_f = K_i + mgy_i - f_k d = 0 + (60 \text{ kg})(9.8 \text{ m/s}^2)(4.0 \text{ m}) - (500 \text{ N})(4.0 \text{ m}) = 352 \text{ J.}$$

110. We take the bottom of the incline to be the  $y = 0$  reference level. The incline angle is  $\theta = 30^\circ$ . The distance along the incline  $d$  (measured from the bottom) is related to height  $y$  by the relation  $y = d \sin \theta$ .

(a) Using the conservation of energy, we have

$$K_0 + U_0 = K_{\text{top}} + U_{\text{top}} \Rightarrow \frac{1}{2}mv_0^2 + 0 = 0 + mgy$$

with  $v_0 = 5.0$  m/s. This yields  $y = 1.3$  m, from which we obtain  $d = 2.6$  m.

(b) An analysis of forces in the manner of Chapter 6 reveals that the magnitude of the friction force is  $f_k = \mu_k mg \cos \theta$ . Now, we write Eq. 8-33 as

$$\begin{aligned} K_0 + U_0 &= K_{\text{top}} + U_{\text{top}} + f_k d \\ \frac{1}{2}mv_0^2 + 0 &= 0 + mgy + f_k d \\ \frac{1}{2}mv_0^2 &= mgd \sin \theta + \mu_k mgd \cos \theta \end{aligned}$$

which — upon canceling the mass and rearranging — provides the result for  $d$ :

$$d = \frac{v_0^2}{2g(\mu_k \cos \theta + \sin \theta)} = 1.5 \text{ m}.$$

(c) The thermal energy generated by friction is  $f_k d = \mu_k mgd \cos \theta = 26 \text{ J}$ .

(d) The slide back down, from the height  $y = 1.5 \sin 30^\circ$ , is also described by Eq. 8-33. With  $\Delta E_{\text{th}}$  again equal to 26 J, we have

$$K_{\text{top}} + U_{\text{top}} = K_{\text{bot}} + U_{\text{bot}} + f_k d \Rightarrow 0 + mgy = \frac{1}{2}mv_{\text{bot}}^2 + 0 + 26$$

from which we find  $v_{\text{bot}} = 2.1 \text{ m/s}$ .

111. Equation 8-8 leads directly to  $\Delta y = \frac{68000 \text{ J}}{(9.4 \text{ kg})(9.8 \text{ m/s}^2)} = 738 \text{ m}$ .

112. We assume his initial kinetic energy (when he jumps) is negligible. Then, his initial gravitational potential energy measured relative to where he momentarily stops is what becomes the elastic potential energy of the stretched net (neglecting air friction). Thus,

$$U_{\text{net}} = U_{\text{grav}} = mgh$$

where  $h = 11.0 \text{ m} + 1.5 \text{ m} = 12.5 \text{ m}$ . With  $m = 70 \text{ kg}$ , we obtain  $U_{\text{net}} = 8580 \text{ J}$ .

113. We use SI units so  $m = 0.030 \text{ kg}$  and  $d = 0.12 \text{ m}$ .

(a) Since there is no change in height (and we assume no changes in elastic potential energy), then  $\Delta U = 0$  and we have

$$\Delta E_{\text{mech}} = \Delta K = -\frac{1}{2}mv_0^2 = -3.8 \times 10^3 \text{ J}$$

where  $v_0 = 500 \text{ m/s}$  and the final speed is zero.

(b) By Eq. 8-33 (with  $W = 0$ ) we have  $\Delta E_{\text{th}} = 3.8 \times 10^3 \text{ J}$ , which implies

$$f = \frac{\Delta E_{\text{th}}}{d} = 3.1 \times 10^4 \text{ N}$$

using Eq. 8-31 with  $f_k$  replaced by  $f$  (effectively generalizing that equation to include a greater variety of dissipative forces than just those obeying Eq. 6-2).

114. (a) The kinetic energy  $K$  of the automobile of mass  $m$  at  $t = 30 \text{ s}$  is

$$K = \frac{1}{2}mv^2 = \frac{1}{2}(1500\text{ kg})\left((72\text{ km/h})\left(\frac{1000\text{ m/km}}{3600\text{ s/h}}\right)\right)^2 = 3.0 \times 10^5\text{ J}.$$

(b) The average power required is

$$P_{\text{avg}} = \frac{\Delta K}{\Delta t} = \frac{3.0 \times 10^5\text{ J}}{30\text{ s}} = 1.0 \times 10^4\text{ W}.$$

(c) Since the acceleration  $a$  is constant, the power is  $P = Fv = mav = ma(at) = ma^2t$  using Eq. 2-11. By contrast, from part (b), the average power is  $P_{\text{avg}} = \frac{mv^2}{2t}$ , which becomes  $\frac{1}{2}ma^2t$  when  $v = at$  is again utilized. Thus, the instantaneous power at the end of the interval is twice the average power during it:

$$P = 2P_{\text{avg}} = (2)(1.0 \times 10^4\text{ W}) = 2.0 \times 10^4\text{ W}.$$

115. (a) The initial kinetic energy is  $K_i = (1.5\text{ kg})(20\text{ m/s})^2 / 2 = 300\text{ J}$ .

(b) At the point of maximum height, the vertical component of velocity vanishes but the horizontal component remains what it was when it was “shot” (if we neglect air friction). Its kinetic energy at that moment is

$$K = \frac{1}{2}(1.5\text{ kg})[(20\text{ m/s})\cos 34^\circ]^2 = 206\text{ J}.$$

Thus,  $\Delta U = K_i - K = 300\text{ J} - 206\text{ J} = 93.8\text{ J}$ .

(c) Since  $\Delta U = mg\Delta y$ , we obtain  $\Delta y = \frac{94\text{ J}}{(1.5\text{ kg})(9.8\text{ m/s}^2)} = 6.38\text{ m}$ .

116. (a) The rate of change of the gravitational potential energy is

$$\frac{dU}{dt} = mg \frac{dy}{dt} = -mg|v| = -(68)(9.8)(59) = -3.9 \times 10^4\text{ J/s}.$$

Thus, the gravitational energy is being reduced at the rate of  $3.9 \times 10^4\text{ W}$ .

(b) Since the velocity is constant, the rate of change of the kinetic energy is zero. Thus the rate at which the mechanical energy is being dissipated is the same as that of the gravitational potential energy ( $3.9 \times 10^4\text{ W}$ ).



117. (a) The effect of (sliding) friction is described in terms of energy dissipated as shown in Eq. 8-31. We have

$$\Delta E = K + \frac{1}{2}k(0.08)^2 - \frac{1}{2}k(0.10)^2 = -f_k(0.02)$$

where distances are in meters and energies are in joules. With  $k = 4000$  N/m and  $f_k = 80$  N, we obtain  $K = 5.6$  J.

(b) In this case, we have  $d = 0.10$  m. Thus,

$$\Delta E = K + 0 - \frac{1}{2}k(0.10)^2 = -f_k(0.10)$$

which leads to  $K = 12$  J.

(c) We can approach this two ways. One way is to examine the dependence of energy on the variable  $d$ :

$$\Delta E = K + \frac{1}{2}k(d_0 - d)^2 - \frac{1}{2}kd_0^2 = -f_k d$$

where  $d_0 = 0.10$  m, and solving for  $K$  as a function of  $d$ :

$$K = -\frac{1}{2}kd^2 + (kd_0)d - f_k d.$$

In this first approach, we could work through the  $dK/d(d) = 0$  condition (or with the special capabilities of a graphing calculator) to obtain the answer  $K_{\max} = \frac{1}{2k}(kd_0 - f_k)^2$ .

In the second (and perhaps easier) approach, we note that  $K$  is maximum where  $v$  is maximum — which is where  $a = 0 \Rightarrow$  equilibrium of forces. Thus, the second approach simply solves for the equilibrium position

$$|F_{\text{spring}}| = f_k \Rightarrow kx = 80.$$

Thus, with  $k = 4000$  N/m we obtain  $x = 0.02$  m. But  $x = d_0 - d$  so this corresponds to  $d = 0.08$  m. Then the methods of part (a) lead to the answer  $K_{\max} = 12.8$  J  $\approx 13$  J.

118. We work this in SI units and convert to horsepower in the last step. Thus,

$$v = (80 \text{ km/h}) \left( \frac{1000 \text{ m/km}}{3600 \text{ s/h}} \right) = 22.2 \text{ m/s}.$$

The force  $F_P$  needed to propel the car (of weight  $w$  and mass  $m = w/g$ ) is found from Newton's second law:

$$F_{\text{net}} = F_p - F = ma = \frac{wa}{g}$$

where  $F = 300 + 1.8v^2$  in SI units. Therefore, the power required is

$$\begin{aligned} P &= \vec{F}_p \cdot \vec{v} = \left( F + \frac{wa}{g} \right) v = \left( 300 + 1.8(22.2)^2 + \frac{(12000)(0.92)}{9.8} \right) (22.2) = 5.14 \times 10^4 \text{ W} \\ &= (5.14 \times 10^4 \text{ W}) \left( \frac{1 \text{ hp}}{746 \text{ W}} \right) = 69 \text{ hp}. \end{aligned}$$

119. **THINK** We apply energy method to analyze the projectile motion of a ball.

**EXPRESS** We choose the initial position at the window to be our reference point for calculating the potential energy. The initial energy of the ball is  $E_0 = \frac{1}{2}mv_0^2$ . At the top of its flight, the vertical component of the velocity is zero, and the horizontal component (neglecting air friction) is the same as it was when it was thrown:  $v_x = v_0 \cos \theta$ . At a position  $h$  below the window, the energy of the ball is

$$E = K + U = \frac{1}{2}mv^2 - mgh$$

where  $v$  is the speed of the ball.

**ANALYZE** (a) The kinetic energy of the ball at the top of the flight is

$$K_{\text{top}} = \frac{1}{2}mv_x^2 = \frac{1}{2}m(v_0 \cos \theta)^2 = \frac{1}{2}(0.050 \text{ kg})[(8.0 \text{ m/s}) \cos 30^\circ]^2 = 1.2 \text{ J}.$$

(b) When the ball is  $h = 3.0$  m below the window, by energy conservation, we have

$$\frac{1}{2}mv_0^2 = \frac{1}{2}mv^2 - mgh$$

or

$$v = \sqrt{v_0^2 + 2gh} = \sqrt{(8.0 \text{ m/s})^2 + 2(9.8 \text{ m/s}^2)(3.0 \text{ m})} = 11.1 \text{ m/s}.$$

(c) As can be seen from our expression above,  $v = \sqrt{v_0^2 + 2gh}$ , which is independent of the mass  $m$ .

(d) Similarly, the speed  $v$  is independent of the initial angle  $\theta$ .

**LEARN** Our results demonstrate that the quantity  $v$  in the kinetic energy formula is the magnitude of the velocity vector; it does not depend on direction. In addition, mass cancels out in the energy conservation equation, so that  $v$  is independent of  $m$ .

120. (a) In the initial situation, the elongation was (using Eq. 8-11)

$$x_i = \sqrt{2(1.44)/3200} = 0.030 \text{ m (or 3.0 cm)}.$$

In the next situation, the elongation is only 2.0 cm (or 0.020 m), so we now have less stored energy (relative to what we had initially). Specifically,

$$\Delta U = \frac{1}{2} (3200 \text{ N/m})(0.020 \text{ m})^2 - 1.44 \text{ J} = -0.80 \text{ J}.$$

(b) The elastic stored energy for  $|x| = 0.020 \text{ m}$  does not depend on whether this represents a stretch or a compression. The answer is the same as in part (a),  $\Delta U = -0.80 \text{ J}$ .

(c) Now we have  $|x| = 0.040 \text{ m}$ , which is greater than  $x_i$ , so this represents an increase in the potential energy (relative to what we had initially). Specifically,

$$\Delta U = \frac{1}{2} (3200 \text{ N/m})(0.040 \text{ m})^2 - 1.44 \text{ J} = +1.12 \text{ J} \approx 1.1 \text{ J}.$$

121. (a) With  $P = 1.5 \text{ MW} = 1.5 \times 10^6 \text{ W}$  (assumed constant) and  $t = 6.0 \text{ min} = 360 \text{ s}$ , the work-kinetic energy theorem becomes

$$W = Pt = \Delta K = \frac{1}{2} m(v_f^2 - v_i^2).$$

The mass of the locomotive is then

$$m = \frac{2Pt}{v_f^2 - v_i^2} = \frac{(2)(1.5 \times 10^6 \text{ W})(360 \text{ s})}{(25 \text{ m/s})^2 - (10 \text{ m/s})^2} = 2.1 \times 10^6 \text{ kg}.$$

(b) With  $t$  arbitrary, we use  $Pt = \frac{1}{2} m(v^2 - v_i^2)$  to solve for the speed  $v = v(t)$  as a function of time and obtain

$$v(t) = \sqrt{v_i^2 + \frac{2Pt}{m}} = \sqrt{(10)^2 + \frac{(2)(1.5 \times 10^6)t}{2.1 \times 10^6}} = \sqrt{100 + 1.5t}$$

in SI units ( $v$  in m/s and  $t$  in s).

(c) The force  $F(t)$  as a function of time is

$$F(t) = \frac{P}{v(t)} = \frac{1.5 \times 10^6}{\sqrt{100 + 1.5t}}$$

in SI units ( $F$  in N and  $t$  in s).

(d) The distance  $d$  the train moved is given by

$$d = \int_0^t v(t') dt' = \int_0^{360} \left(100 + \frac{3}{2}t\right)^{1/2} dt = \frac{4}{9} \left(100 + \frac{3}{2}t\right)^{3/2} \Bigg|_0^{360} = 6.7 \times 10^3 \text{ m.}$$

122. **THINK** A shuffleboard disk is accelerated over some distance by an external force, but it eventually comes to rest due to the frictional force.

**EXPRESS** In the presence of frictional force, the work done on a system is  $W = \Delta E_{\text{mech}} + \Delta E_{\text{th}}$ , where  $\Delta E_{\text{mech}} = \Delta K + \Delta U$  and  $\Delta E_{\text{th}} = f_k d$ . In our situation, work has been done by the cue only to the first 2.0 m, and not to the subsequent 12 m of distance traveled.

**ANALYZE** (a) During the final  $d = 12$  m of motion,  $W = 0$  and we use

$$\begin{aligned} K_1 + U_1 &= K_2 + U_2 + f_k d \\ \frac{1}{2}mv^2 + 0 &= 0 + 0 + f_k d \end{aligned}$$

where  $m = 0.42$  kg and  $v = 4.2$  m/s. This gives  $f_k = 0.31$  N. Therefore, the thermal energy change is  $\Delta E_{\text{th}} = f_k d = 3.7$  J.

(b) Using  $f_k = 0.31$  N for the entire distance  $d_{\text{total}} = 14$  m, we obtain

$$\Delta E_{\text{th, total}} = f_k d_{\text{total}} = (0.31 \text{ N})(14 \text{ m}) = 4.3 \text{ J}$$

for the thermal energy generated by friction.

(c) During the initial  $d' = 2$  m of motion, we have

$$W = \Delta E_{\text{mech}} + \Delta E'_{\text{th}} = \Delta K + \Delta U + f_k d' = \frac{1}{2}mv^2 + 0 + f_k d'$$

which essentially combines Eq. 8-31 and Eq. 8-33. Thus, the work done on the disk by the cue is

$$W = \frac{1}{2}mv^2 + f_k d' = \frac{1}{2}(0.42 \text{ kg})(4.2 \text{ m/s})^2 + (0.31 \text{ N})(2.0 \text{ m}) = 4.3 \text{ J.}$$

**LEARN** Our answer in (c) is the same as that in (b). This is expected because all the work done becomes thermal energy at the end.

123. The water has gained

$$\Delta K = \frac{1}{2} (10 \text{ kg})(13 \text{ m/s})^2 - \frac{1}{2} (10 \text{ kg})(3.2 \text{ m/s})^2 = 794 \text{ J}$$

of kinetic energy, and it has lost  $\Delta U = (10 \text{ kg})(9.8 \text{ m/s}^2)(15 \text{ m}) = 1470 \text{ J}$ .

of potential energy (the lack of agreement between these two values is presumably due to transfer of energy into thermal forms). The ratio of these values is  $0.54 = 54\%$ . The mass of the water cancels when we take the ratio, so that the assumption (stated at the end of the problem:  $m = 10 \text{ kg}$ ) is not needed for the final result.

124. (a) The integral (see Eq. 8-6, where the value of  $U$  at  $x = \infty$  is required to vanish) is straightforward. The result is  $U(x) = -Gm_1m_2/x$ .

(b) One approach is to use Eq. 8-5, which means that we are effectively doing the integral of part (a) all over again. Another approach is to use our result from part (a) (and thus use Eq. 8-1). Either way, we arrive at

$$W = \frac{G m_1 m_2}{x_1} - \frac{G m_1 m_2}{x_1 + d} = \frac{G m_1 m_2 d}{x_1(x_1 + d)} .$$

125. (a) During one second, the decrease in potential energy is

$$-\Delta U = mg(-\Delta y) = (5.5 \times 10^6 \text{ kg}) (9.8 \text{ m/s}^2) (50 \text{ m}) = 2.7 \times 10^9 \text{ J}$$

where  $+y$  is upward and  $\Delta y = y_f - y_i$ .

(b) The information relating mass to volume is not needed in the computation. By Eq. 8-40 (and the SI relation  $W = J/s$ ), the result follows:

$$P = (2.7 \times 10^9 \text{ J})/(1 \text{ s}) = 2.7 \times 10^9 \text{ W}.$$

(c) One year is equivalent to  $24 \times 365.25 = 8766 \text{ h}$  which we write as  $8.77 \text{ kh}$ . Thus, the energy supply rate multiplied by the cost and by the time is

$$(2.7 \times 10^9 \text{ W})(8.77 \text{ kh}) \left( \frac{1 \text{ cent}}{1 \text{ kWh}} \right) = 2.4 \times 10^{10} \text{ cents} = \$2.4 \times 10^8.$$

126. The connection between angle  $\theta$  (measured from vertical) and height  $h$  (measured from the lowest point, which is our choice of reference position in computing the

gravitational potential energy) is given by  $h = L(1 - \cos \theta)$  where  $L$  is the length of the pendulum.

(a) We use energy conservation in the form of Eq. 8-17.

$$K_1 + U_1 = K_2 + U_2$$

$$0 + mgL(1 - \cos \theta_1) = \frac{1}{2}mv_2^2 + mgL(1 - \cos \theta_2)$$

With  $L = 1.4$  m,  $\theta_1 = 30^\circ$ , and  $\theta_2 = 20^\circ$ , we have

$$v_2 = \sqrt{2gL(\cos \theta_2 - \cos \theta_1)} = 1.4 \text{ m/s.}$$

(b) The maximum speed  $v_3$  is at the lowest point. Our formula for  $h$  gives  $h_3 = 0$  when  $\theta_3 = 0^\circ$ , as expected. From

$$K_1 + U_1 = K_3 + U_3$$

$$0 + mgL(1 - \cos \theta_1) = \frac{1}{2}mv_3^2 + 0$$

we obtain  $v_3 = 1.9$  m/s.

(c) We look for an angle  $\theta_4$  such that the speed there is  $v_4 = v_3/3$ . To be as accurate as possible, we proceed algebraically (substituting  $v_3^2 = 2gL(1 - \cos \theta_1)$  at the appropriate place) and plug numbers in at the end. Energy conservation leads to

$$K_1 + U_1 = K_4 + U_4$$

$$0 + mgL(1 - \cos \theta_1) = \frac{1}{2}mv_4^2 + mgL(1 - \cos \theta_4)$$

$$mgL(1 - \cos \theta_1) = \frac{1}{2}m\frac{v_3^2}{9} + mgL(1 - \cos \theta_4)$$

$$-gL\cos \theta_1 = \frac{1}{2}\frac{2gL(1 - \cos \theta_1)}{9} - gL\cos \theta_4$$

where in the last step we have subtracted out  $mgL$  and then divided by  $m$ . Thus, we obtain

$$\theta_4 = \cos^{-1}\left(\frac{1}{9} + \frac{8}{9}\cos \theta_1\right) = 28.2^\circ \approx 28^\circ.$$

127. Equating the mechanical energy at his initial position (as he emerges from the canon, where we set the reference level for computing potential energy) to his energy as he lands, we obtain

$$K_i = K_f + U_f$$

$$\frac{1}{2}(60\text{ kg})(16\text{ m/s})^2 = K_f + (60\text{ kg})(9.8\text{ m/s}^2)(3.9\text{ m})$$

which leads to  $K_f = 5.4 \times 10^3\text{ J}$ .

128. (a) This part is essentially a free-fall problem, which can be easily done with Chapter 2 methods. Instead, choosing energy methods, we take  $y = 0$  to be the ground level.

$$K_i + U_i = K + U \Rightarrow 0 + mgy_i = \frac{1}{2}mv^2 + 0$$

Therefore  $v = \sqrt{2gy_i} = 9.2\text{ m/s}$ , where  $y_i = 4.3\text{ m}$ .

(b) Eq. 8-29 provides  $\Delta E_{\text{th}} = f_k d$  for thermal energy generated by the kinetic friction force. We apply Eq. 8-31:

$$K_i + U_i = K + U \Rightarrow 0 + mgy_i = \frac{1}{2}mv^2 + 0 + f_k d.$$

With  $d = y_i$ ,  $m = 70\text{ kg}$  and  $f_k = 500\text{ N}$ , this yields  $v = 4.8\text{ m/s}$ .

129. We want to convert (at least in theory) the water that falls through  $h = 500\text{ m}$  into electrical energy. The problem indicates that in one year, a volume of water equal to  $A\Delta z$  lands in the form of rain on the country, where  $A = 8 \times 10^{12}\text{ m}^2$  and  $\Delta z = 0.75\text{ m}$ . Multiplying this volume by the density  $\rho = 1000\text{ kg/m}^3$  leads to

$$m_{\text{total}} = \rho A \Delta z = (1000)(8 \times 10^{12})(0.75) = 6 \times 10^{15}\text{ kg}$$

for the mass of rainwater. One-third of this “falls” to the ocean, so it is  $m = 2 \times 10^{15}\text{ kg}$  that we want to use in computing the gravitational potential energy  $mgh$  (which will turn into electrical energy during the year). Since a year is equivalent to  $3.2 \times 10^7\text{ s}$ , we obtain

$$P_{\text{avg}} = \frac{(2 \times 10^{15})(9.8)(500)}{3.2 \times 10^7} = 3.1 \times 10^{11}\text{ W}.$$

130. The spring is relaxed at  $y = 0$ , so the elastic potential energy (Eq. 8-11) is  $U_{\text{el}} = \frac{1}{2}ky^2$ . The total energy is conserved, and is zero (determined by evaluating it at its initial position). We note that  $U$  is the same as  $\Delta U$  in these manipulations. Thus, we have

$$0 = K + U_g + U_e \Rightarrow K = -U_g - U_e$$

where  $U_g = mgy = (20 \text{ N})y$  with  $y$  in meters (so that the energies are in Joules). We arrange the results in a table:

position $y$	-0.05	-0.10	-0.15	-0.20
$K$	(a) 0.75	(d) 1.0	(g) 0.75	(j) 0
$U_g$	(b) -1.0	(e) -2.0	(h) -3.0	(k) -4.0
$U_e$	(c) 0.25	(f) 1.0	(i) 2.25	(l) 4.0

131. Let the amount of stretch of the spring be  $x$ . For the object to be in equilibrium

$$kx - mg = 0 \Rightarrow x = mg/k.$$

Thus the gain in elastic potential energy for the spring is

$$\Delta U_e = \frac{1}{2} kx^2 = \frac{1}{2} k \left( \frac{mg}{k} \right)^2 = \frac{m^2 g^2}{2k}$$

while the loss in the gravitational potential energy of the system is

$$-\Delta U_g = mgx = mg \left( \frac{mg}{k} \right) = \frac{m^2 g^2}{k}$$

which we see (by comparing with the previous expression) is equal to  $2\Delta U_e$ . The reason why  $|\Delta U_g| \neq \Delta U_e$  is that, since the object is slowly lowered, an upward external force (e.g., due to the hand) must have been exerted on the object during the lowering process, preventing it from accelerating downward. This force does *negative* work on the object, reducing the total mechanical energy of the system.

132. (a) The compression is “spring-like” so the maximum force relates to the distance  $x$  by Hooke’s law:

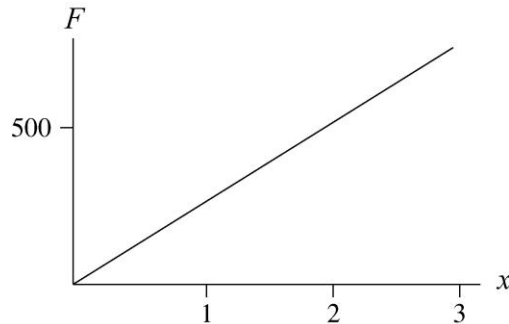
$$F_x = kx \Rightarrow x = \frac{750}{2.5 \times 10^5} = 0.0030 \text{ m.}$$

(b) The work is what produces the “spring-like” potential energy associated with the compression. Thus, using Eq. 8-11,

$$W = \frac{1}{2} kx^2 = \frac{1}{2} (2.5 \times 10^5) (0.0030)^2 = 1.1 \text{ J.}$$



(c) By Newton's third law, the force  $F$  exerted by the tooth is equal and opposite to the “spring-like” force exerted by the licorice, so the graph of  $F$  is a straight line of slope  $k$ . We plot  $F$  (in newtons) versus  $x$  (in millimeters); both are taken as positive.



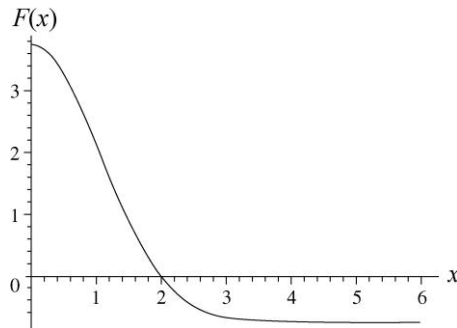
(d) As mentioned in part (b), the spring potential energy expression is relevant. Now, whether or not we can ignore dissipative processes is a deeper question. In other words, it seems unlikely that — if the tooth at any moment were to reverse its motion — that the licorice could “spring back” to its original shape. Still, to the extent that  $U = \frac{1}{2}kx^2$  applies, the graph is a parabola (not shown here) which has its vertex at the origin and is either concave upward or concave downward depending on how one wishes to define the sign of  $F$  (the connection being  $F = -dU/dx$ ).

(e) As a crude estimate, the area under the curve is roughly half the area of the entire plotting-area (8000 N by 12 mm). This leads to an approximate work of

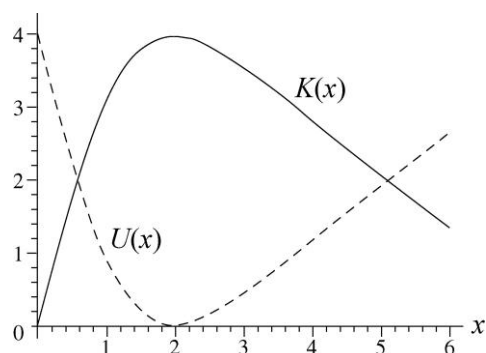
$\frac{1}{2}$  (8000 N) (0.012 m)  $\approx$  50 J. Estimates in the range  $40 \leq W \leq 50$  J are acceptable.

(f) Certainly dissipative effects dominate this process, and we cannot assign it a meaningful potential energy.

133. (a) The force (SI units understood) from Eq. 8-20 is plotted in the graph below.



(b) The potential energy  $U(x)$  and the kinetic energy  $K(x)$  are shown in the next. The potential energy curve begins at 4 and drops (until about  $x = 2$ ); the kinetic energy curve is the one that starts at zero and rises (until about  $x = 2$ ).



134. The style of reasoning used here is presented in Section 8-5.

(a) The horizontal line representing  $E_1$  intersects the potential energy curve at a value of  $r \approx 0.07$  nm and seems not to intersect the curve at larger  $r$  (though this is somewhat unclear since  $U(r)$  is graphed only up to  $r = 0.4$  nm). Thus, if  $m$  were propelled towards  $M$  from large  $r$  with energy  $E_1$  it would “turn around” at 0.07 nm and head back in the direction from which it came.

(b) The line representing  $E_2$  has two intersection points  $r_1 \approx 0.16$  nm and  $r_2 \approx 0.28$  nm with the  $U(r)$  plot. Thus, if  $m$  starts in the region  $r_1 < r < r_2$  with energy  $E_2$  it will bounce back and forth between these two points, presumably forever.

(c) At  $r = 0.3$  nm, the potential energy is roughly  $U = -1.1 \times 10^{-19}$  J.

(d) With  $M \gg m$ , the kinetic energy is essentially just that of  $m$ . Since  $E = 1 \times 10^{-19}$  J, its kinetic energy is  $K = E - U \approx 2.1 \times 10^{-19}$  J.

(e) Since force is related to the slope of the curve, we must (crudely) estimate  $|F| \approx 1 \times 10^{-9}$  N at this point. The sign of the slope is positive, so by Eq. 8-20, the force is negative-valued. This is interpreted to mean that the atoms are attracted to each other.

(f) Recalling our remarks in the previous part, we see that the sign of  $F$  is positive (meaning it's repulsive) for  $r < 0.2$  nm.

(g) And the sign of  $F$  is negative (attractive) for  $r > 0.2$  nm.

(h) At  $r = 0.2$  nm, the slope (hence,  $F$ ) vanishes.

135. The distance traveled up the incline can be calculated using the kinematic equations discussed in Chapter 2:

$$v^2 = v_0^2 + 2a\Delta x \rightarrow \Delta x = 200 \text{ m.}$$

This corresponds to an increase in height equal to  $y = (200 \text{ m}) \sin \theta = 17 \text{ m}$ , where  $\theta = 5.0^\circ$ . We take its initial height to be  $y = 0$ .

(a) Eq. 8-24 leads to

$$W_{\text{app}} = \Delta E = \frac{1}{2}m(v^2 - v_0^2) + mgy .$$

Therefore,  $\Delta E = 8.6 \times 10^3 \text{ J}$  .

(b) From the above manipulation, we see  $W_{\text{app}} = 8.6 \times 10^3 \text{ J}$ . Also, from Chapter 2, we know that  $\Delta t = \Delta v/a = 10 \text{ s}$ . Thus, using Eq. 7-42,

$$P_{\text{avg}} = \frac{W}{\Delta t} = \frac{8.6 \times 10^3}{10} = 860 \text{ W}$$

where the answer has been rounded off (from the 856 value that is provided by the calculator).

(c) and (d) Taking into account the component of gravity along the incline surface, the applied force is  $ma + mg \sin \theta = 43 \text{ N}$  and clearly in the direction of motion, so Eq. 7-48 provides the results for instantaneous power

$$P = \vec{F} \cdot \vec{v} = \begin{cases} 430 \text{ W} & \text{for } v = 10 \text{ m/s} \\ 1300 \text{ W} & \text{for } v = 30 \text{ m/s} \end{cases}$$

where these answers have been rounded off (from 428 and 1284, respectively). We note that the average of these two values agrees with the result in part (b).

136. (a) Conservation of mechanical energy leads to

$$K_i + U_i = K_f + U_f \Rightarrow 0 + \frac{1}{2}ky_i^2 = \frac{1}{2}mv_f^2 + \frac{1}{2}k(y_f - y_i)^2 + mgy_f$$

where  $y_i = 0.25 \text{ m}$  is the initial depression of the spring, and  $y_f - y_i$  is the displacement of the spring from its equilibrium position when the block is at  $y_f$ . Thus, the kinetic energy of the block can be written as

$$K_f = \frac{1}{2}mv_f^2 = \frac{1}{2}k[y_i^2 - (y_f - y_i)^2] - mgy_f .$$

For  $y_f = 0$ , the kinetic energy is  $K_f = 0$ , as expected, since this corresponds to the initial release point.

(b) At  $y_f = 0.050 \text{ m}$ , we have

$$\begin{aligned}
 K_f &= \frac{1}{2}k[y_i^2 - (y_f - y_i)^2] - mgy_f \\
 &= \frac{1}{2}(620 \text{ N/m})[(0.250 \text{ m})^2 - (0.050 \text{ m} - 0.250 \text{ m})^2] - (50 \text{ N})(0.050 \text{ m}) = 4.48 \text{ J}
 \end{aligned}$$

(c) At  $y_f = 0.100 \text{ m}$ , we have

$$\begin{aligned}
 K_f &= \frac{1}{2}k[y_i^2 - (y_f - y_i)^2] - mgy_f \\
 &= \frac{1}{2}(620 \text{ N/m})[(0.250 \text{ m})^2 - (0.100 \text{ m} - 0.250 \text{ m})^2] - (50 \text{ N})(0.100 \text{ m}) = 7.40 \text{ J}
 \end{aligned}$$

(d) Similarly, the kinetic energy at  $y_f = 0.150 \text{ m}$  is

$$\begin{aligned}
 K_f &= \frac{1}{2}k[y_i^2 - (y_f - y_i)^2] - mgy_f \\
 &= \frac{1}{2}(620 \text{ N/m})[(0.250 \text{ m})^2 - (0.150 \text{ m} - 0.250 \text{ m})^2] - (50 \text{ N})(0.150 \text{ m}) = 8.78 \text{ J}
 \end{aligned}$$

(e) At  $y_f = 0.200 \text{ m}$ , the kinetic energy of the block is

$$\begin{aligned}
 K_f &= \frac{1}{2}k[y_i^2 - (y_f - y_i)^2] - mgy_f \\
 &= \frac{1}{2}(620 \text{ N/m})[(0.250 \text{ m})^2 - (0.200 \text{ m} - 0.250 \text{ m})^2] - (50 \text{ N})(0.200 \text{ m}) = 8.60 \text{ J}
 \end{aligned}$$

(f) The spring returns to its uncompressed state once  $y_f \geq y_i$ . Since the block becomes detached from the spring beyond that point, at its maximum height,  $K = 0$ , and we have

$$\frac{1}{2}ky_i^2 = mgy_{\max} \Rightarrow y_{\max} = \frac{ky_i^2}{2mg} = \frac{(620 \text{ N/m})(0.250 \text{ m})^2}{2(50 \text{ N})} = 0.388 \text{ m}.$$