

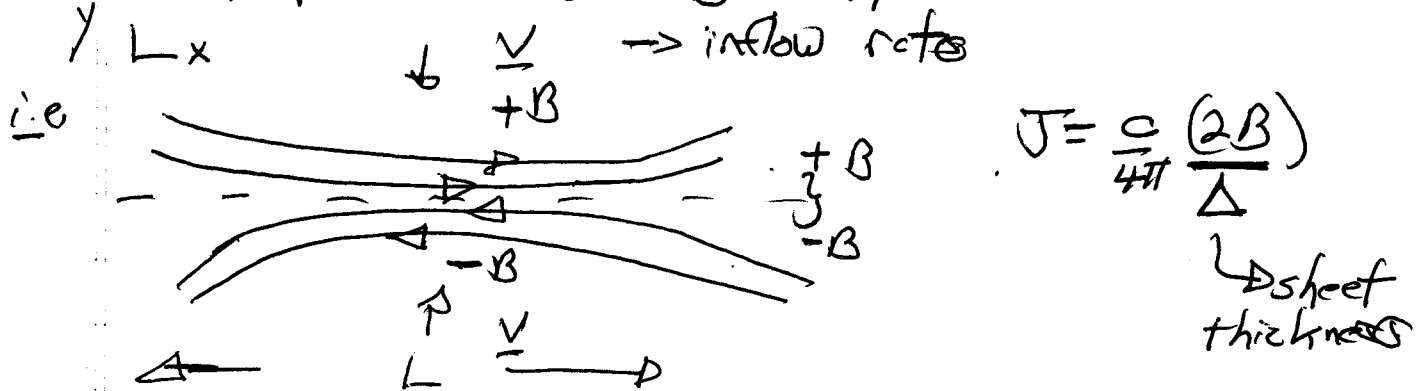
⇒ Reconnection and Tearing Instability

223.

→ Reconnection : A Brief Introduction

- Reconnection :

- (rapid) dissipation of magnetic energy associated with merger of oppositely directed lines of B-field



- thin current layer/sheet forms at merger layer : Dissipation of current layer sets reconnection rate dissipation
(ΔL) MJ^2 .

→ observe:

- Reconnection is multi-scale process (i.e. L, Δ)
↔ how dynamics determines small scale upon which M must be important.


Here → Δ (scaling, etc.) ?

- reconnection can be:

- a) - driven (inflow v) : Sweet-Parker, etc.
- b) - spontaneous : Tearing Mode

a) - Sweet - Parker Reconnection

Consider:



- Leverage:
- mass balance
 - momentum balance
 - energy balance
- $(\nabla \cdot v = 0)$

$\Rightarrow \textcircled{1} v_{in} L = \Delta v_{out}$ mass balance

② Energy balance

inflow B-energy = dissipation

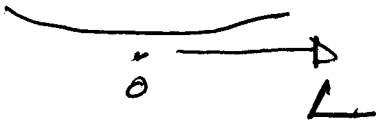
$$V_{in} L (B^2/8\pi) = (2\Delta L) \frac{J^2}{\sigma}$$

$$J = \frac{c}{4\pi} \frac{2B}{\Delta} = \frac{c}{4\pi} \frac{B}{\Delta}$$

$$V_{in} \cancel{L} (B^2/8\pi) = \frac{c^2 (2\Delta L)}{16\pi^2 \cancel{\sigma}} \cdot \frac{\cancel{B^2}}{\Delta^2}$$

$$V_{in} = \frac{c^2 \Delta}{2\pi\sigma \Delta} = \frac{1}{\Delta}$$

③ Momentum balance

$$\int_0^L \left\{ \rho v \frac{\partial v}{\partial x} = - \frac{\partial p}{\partial x} \right\}$$


$$\rho \frac{V_{out}^2}{2} = \rho \int_0^L = \Delta p; \quad \Delta p = p_0 - p_{\infty}$$

$$\therefore \rho V_{out}^2 = 2\Delta p = 2 \frac{B^2}{8\pi}$$

i.e. pressure excess is just magnetic pressure

but

$$v_{in} = \eta / \Delta$$

$$\frac{\eta}{\Delta} = \frac{\Delta}{L} v_A$$

$$\Rightarrow \left\{ \begin{aligned} \Delta &= \left(\frac{\eta L}{v_A} \right)^{1/2} = \frac{L}{R_m^{1/2}} \\ v_{in} &= \frac{v_A}{R_m^{1/2}} \end{aligned} \right.$$

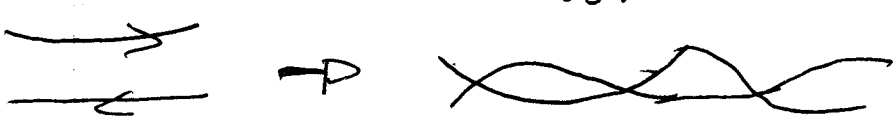
→ long, thin sheets.

→ velocity to disperse B via η

$$R_m = \frac{v_A L}{\eta} \sim \frac{v_A / L}{\eta / L^2} \rightsquigarrow \left\{ \begin{aligned} &\text{Magnetic Reynolds} \\ &\# \end{aligned} \right.$$

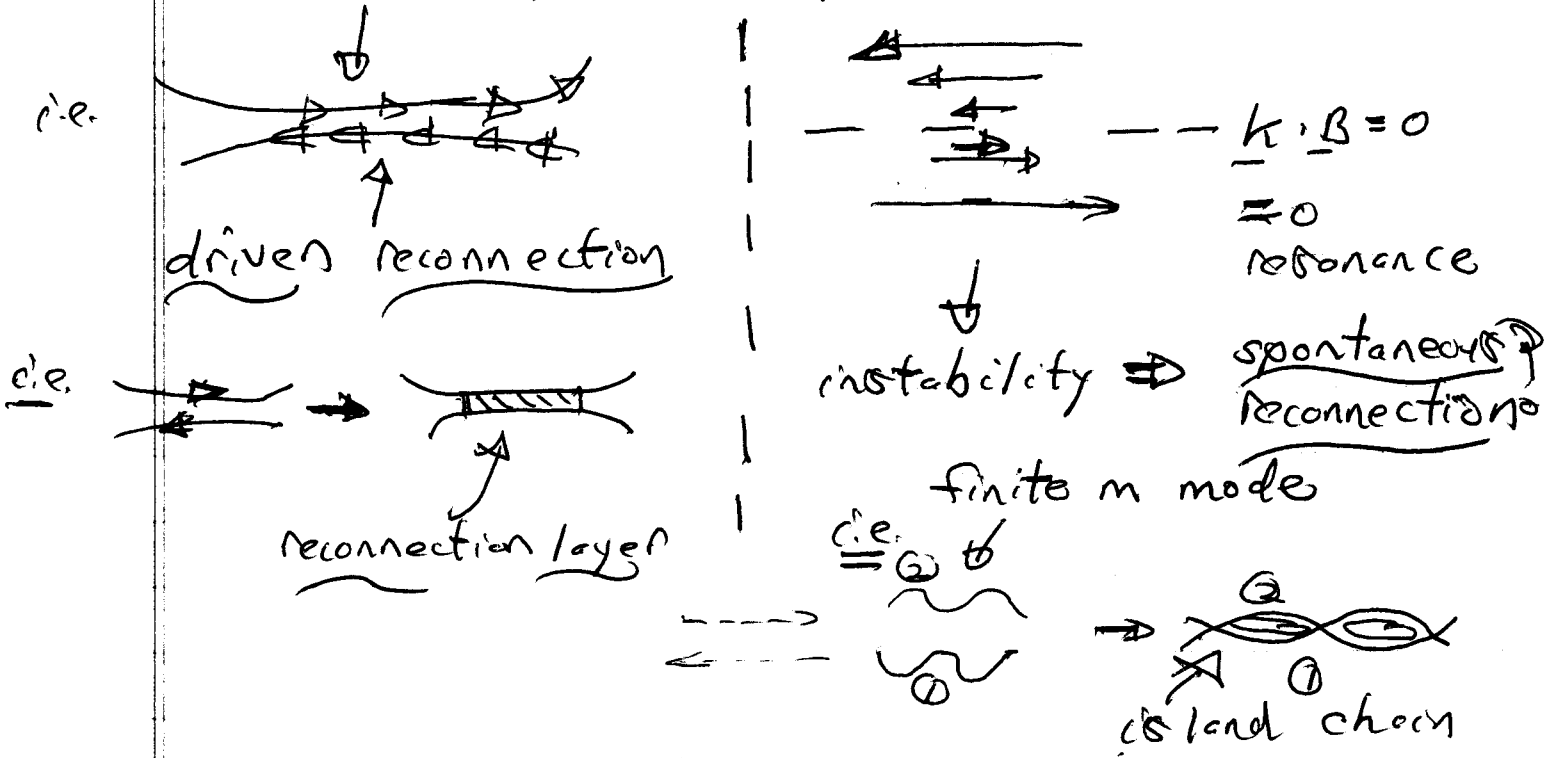
$1/R_m$ is fundamental smallness parameter of the problem, i.e. 'problem' exists only if η is small.

Note:

- V_{in} explicitly depends on η , though via fractional power.
- η Wecker dependence on η η — { Petschek
3D
... }
- Sweet-Parker note recently verified experimentally (H. Ji, et al. PRL '98).
- anomalous η η
 - ion-acoustic instability (η large)
 - turbulence (3D)
 - etc
- why 'reconnection'
 - island chain
 - 
- etc.

▷ Tearing Mode

- Common element of magnetic null line (though field \perp to plane of reconnection present) between re-connection and resonant modes



Note: - Resonant instability and $\tilde{\psi}(x)$ ($\tilde{B}_r(x)$) even parity in x ($\tilde{\psi}(-x) = \tilde{\psi}(x)$), with $\tilde{\psi}'(0) \neq 0 \Rightarrow$ "tearing"

- While possible to have ν -driven tearing, etc. (i.e. electromagnetic resistive interchanges), simplest tearing is current gradient driven, i.e. $\beta \rightarrow 0$.

THE PROBLEM: In ideal MHD,

$$\hat{E}_{||} = 0 \Rightarrow \gamma \hat{\psi} = v_{||} \hat{\phi} = c k_{||} \hat{\phi} = c \left(\frac{k_{\theta} x}{L_s} \right) \hat{\phi}$$

Now $x \rightarrow 0 \Rightarrow \gamma \hat{\psi} \Rightarrow 0$. As $\hat{\psi}(0) \neq 0 \Rightarrow \gamma = 0!$ Thus can't have tearing parity instability in ideal MHD. Obvious also, as field-fluid decoupling necessary for reconnection. Thus, need add resistivity

$$\hat{E}_{||} = \eta \hat{J}$$

i.e. tearing mode as resistive internal kink $\Rightarrow \gamma = \gamma(\eta) \rightarrow$ slower than ideal

BUT, obviously resistivity significant only near resonant surface, treat problem separately

- 'ideal' MHD "exterior" ($x \neq 0 \rightarrow \eta$ doesn't matter)

$$\begin{aligned} B \cdot \nabla \hat{J} = 0 &\Rightarrow \nabla^2 \hat{\psi} + \frac{L_s d(k_{\theta})}{dx dr} \hat{\psi} = 0 \\ E_{||} = 0 &\end{aligned}$$

\rightarrow note singularity!

- resistive MHD criterion, i.e. $x \approx 0$.

i.e. $\gamma \hat{\psi} - B_0 \nabla_{||} \hat{\phi} = \eta \nabla^2 \hat{\psi}$

$$\gamma \nabla^2 \hat{\phi} = c k_{||} B_0 \nabla^2 \hat{\psi}$$

- will match interior and exterior,

Important:

tearing instability $\left\{ \begin{array}{l} \text{current gradient drive} \\ \text{resistivity trigger} \end{array} \right.$

• Exterior Solution

$$\nabla_{\perp}^2 \hat{\psi} - k_{\perp}^2 \hat{\psi} + \frac{L_0}{B_0 \times} \frac{\partial J_0}{\partial r} \hat{\psi} = 0$$

\uparrow
singularity at resonant surface

if $\langle J \rangle' = 0 \Rightarrow \nabla^2 \hat{\psi} = 0$
 $\hat{\psi} = e^{-|k_{\perp} x|} \quad (\rightarrow 0 \text{ at } \pm \infty)$

$\langle J \rangle' \neq 0 \Rightarrow ?$

Now, to tear need: $\hat{\psi}(0) \neq 0$

i.e. must draw current on resonant surface to tear $\left\{ \begin{array}{l} \hat{\psi}(0) \neq 0 \\ \hat{J}(0) = \partial_x^2 \hat{\psi} \Big|_0 \neq 0 \end{array} \right.$

c.e.



$$\hat{J}_z(0) \neq 0$$

$$\nabla^2 \psi = \hat{J}_z(0)$$

$$\Delta' = \frac{1}{\psi(0)} \left. \frac{\partial \psi}{\partial x} \right|_{x \rightarrow 0}^{x \rightarrow a} \neq 0$$


measure of
surface current (on resonant surface)

Now

→ will show need $\Delta' > 0$ for tearing mode
N.B. $\Delta' < 0$ ($\neq -2|k_{\perp}| = \Delta'$) for
 $\langle J_{||} \rangle' = 0$. Current gradient
 needed for instability.

→ clear Δ' determined entirely by
 exterior solution,

c.e.



- satisfy b.c. at a
and integrate to
 $\underline{k} \cdot \underline{B}_0 = 0$ singularity
- satisfy b.c. at 0
and integrate to
 $\underline{k} \cdot \underline{B} = 0$ singularity

⇒ determines Δ'

→ guidelines : - $\Delta' > 0$ only for low m .
(i.e. $m = 2, 3 \dots$)

- $\langle J_{||} \rangle$ steep favor tearing,
Ls large (weak shear)

→ obvious that resistive layer is, in essence, boundary layer between exterior regions.

- Interior / Layer

→ Scaling Treatment

$$\gamma \psi = B_0 \nabla_{||} \phi = \eta \nabla^2 \psi$$

$$\gamma \nabla^2 \phi = i k_{||} B_0 \nabla_{\perp}^2 \psi + \frac{\tilde{B}_r \nabla}{\phi r} \langle J_{||} \rangle$$

$$\nabla_{\perp}^2 \sim \partial_x^2$$

$$\gamma \tilde{\psi} - i k_{||} B_0 \tilde{\phi} = \eta \psi''$$

$$\gamma \phi'' = i k_{||} B_0 \psi''$$

$$\therefore \gamma \phi'' = \frac{\kappa_{11}^2 B_0^2}{\eta} \phi + i \kappa_{11} B_0 \frac{\gamma}{\eta} \psi$$

so, for layer width w : asymptotic balance \Rightarrow

$$\frac{\gamma}{w^2} \sim \frac{\kappa_{11}^2 B_0^2}{L_s^2 \eta} w^2$$

$$\Rightarrow w \approx \left(\frac{L_s^2 \gamma \eta}{\kappa_{11}^2 B_0^2} \right)^{1/4}$$

usual
resistive
layer scaling,

Then, integrating Ohms Law thru layer

$$\gamma w \bar{\psi} - i \kappa_{11} \frac{w^2}{L_s^2} B_0 \phi = \eta \Delta' \bar{\psi}$$

$$\gamma = \eta \Delta' / w$$

$\left\{ \begin{array}{l} \Delta' > 0 \text{ for} \\ \text{instability} \end{array} \right.$

$$\Rightarrow \gamma = \eta \Delta' \left[\frac{\kappa_{11}^2 B_0^2}{L_s^2 \gamma \eta} \right]^{1/4}$$

$$\gamma^{5/4} = \eta^{3/4} \Delta' \left[\kappa_{11}^2 \frac{B_0^2}{(R_2)^2} \frac{1}{S^2} \right]^{1/4} \quad \rho_0 \equiv 1$$

$$\Rightarrow \gamma \approx \eta^{3/5} \Delta^{4/5} \left[k_0^2 \omega_A^2 \delta^{1/2} \right]^{1/5}$$

$$\approx (\Delta^{1/2} a)^{4/5} \left[k_0 a \right]^{2/5} \left(\frac{v_A}{L_S} \right)^{2/5} \left(\frac{\eta}{a^2} \right)^{3/5}$$

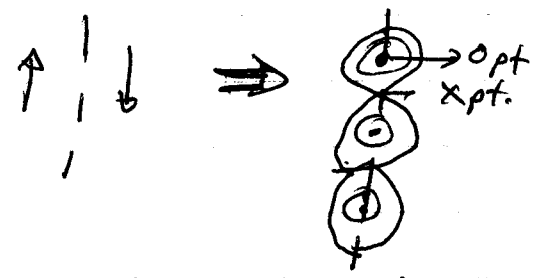
→ usual hybrid γ

→ big crank gets factor of .6

→ linear theory valid till island ~ tearing layer width

→ What Does Tearing Mode Do?

Answer: Forms an island



filaments the current sheet!

$$\frac{dx}{B_x} = \frac{dy}{B_y} = \frac{dz}{B_z}$$

$$\frac{dx}{dy} = \frac{B_x}{B_y} = \frac{\tilde{B} \sin ky}{B_0 \frac{x}{L_S}}$$

$$B_0 \frac{x^2}{L_S} = \frac{\tilde{B}}{k} \cos ky + C \Rightarrow$$

$$w_I \sim \left(\frac{L_S}{k_0} \frac{\tilde{B}}{B_0} \right)^{1/2}$$

island width.